



# 2<sup>nd</sup> Half-Yearly Monitoring Report on Mid-Day-Meal Scheme of Chhattisgarh State (Volume - I)

(1<sup>st</sup> October 2014 to 31<sup>st</sup> March 2015)

Districts Monitored

Balrampur

Bastar

Bijapur

Gariaband

Jashpur



मध्याह्न भोजन योजना  
Mid Day Meal Scheme

**Dr. T. Vijaya Kumar**



**Monitoring Institution**

**National Institute of Rural Development & Panchayati Raj  
(Ministry of Rural Development, Govt. of India)  
Rajendranagar, Hyderabad-500030**

**2015**



**2<sup>nd</sup> Half-Yearly Monitoring Report on  
Mid-Day-Meal Scheme of Chhattisgarh State  
(1<sup>st</sup> October 2014 to 31<sup>st</sup> March 2015)**

**(Volume- I)**



**Districts Monitored**

**Balrampur  
Bastar  
Bijapur  
Gariaband  
Jashpur**

**Dr.T.Vijaya Kumar**



**Monitoring Institution**

***Centre for Equity and Social Development***  
**National Institute of Rural Development & Panchayati Raj**  
**(Ministry of Rural Development, Govt. of India)**  
**Rajendranagar, Hyderabad 500030.**

**2015**

## TABLE OF CONTENTS

### VOLUME- I

Sl. No.	Particulars/Details	Page No.
	• Foreword	3
	• Acknowledgements	4
	• Composition of Monitoring Team	5
	• General Information	6
	• Executive Summary	7-19
1.	Introduction	20-24
2.	District Monitoring Report – Balrampur (District No.1)	25-41
3.	District Monitoring Report –Bastar (District No. 2)	42-59
4.	District Monitoring Report –Bijapur (District No.3)	60-75
5.	District Monitoring Report–Gariaband (District No. 4)	76-93
6.	District Monitoring Report –Jashpur (District No. 5)	94-109
7.	Annexure - (List of Schools with U-DISE code visited by Monitoring Institution)	110-115

\*\*\*\*\*

## **FOREWORD**

National Institute of Rural Development & Panchayati Raj, Rajendranagar, Hyderabad, Monitoring Institute has been monitoring Mid-Day-Meal scheme in Chhattisgarh State as one of the Monitoring Institutions across the country for broad based monitoring of MDM activities.

This is the 2<sup>nd</sup> half yearly report (Volume- I) for the year 2014-15 and is based on the data collected from five districts namely Balrampur, Bastar, Bijapur, Gariaband and Jashpur of Chhattisgarh.

I hope the findings of the report would be helpful to both the Government of India and the State Government of Chhattisgarh to understand the grass root level problems in implementation as well as achievement of MDM in the State and to plan further necessary interventions.

In this context, I extend my hearty compliments to Dr. T. Vijaya Kumar, Associate Professor, Centre for Equity & Social Development of NIRD & PR and Nodal Officer for Monitoring of MDM in Chhattisgarh and team members who have rendered good service by taking initiative to visit the schools located in the inaccessible areas and preparing the report in time. I would like to appreciate the cooperation extended by the authorities of the Department of Public instruction, the District and Block officers of MDM during the time of monitoring.



**Dr.M.V. Rao, IAS.,  
Director General**

National Institute of Rural Development & Panchayati Raj  
Rajendranagar  
Hyderabad.

## **ACKNOWLEDGEMENTS**

The present Monitoring report is an outcome of committed research investigators to the field survey and cooperation received from Teachers and Head Masters concerned along with Educational Officers of the Chhattisgarh State. The author duly thanks them for their fullest cooperation and facilities provided in successful completion of the Monitoring Activities.

The author expresses gratitude and sincere thanks to Officials of Ministry of Human Resource Development, New Delhi for sponsoring this monitoring project.

I also take this opportunity to express a deep sense of gratitude to Dr. M.V.Rao, IAS, Director General, National Institute of Rural Development & Panchayati Raj, Hyderabad for providing an opportunity to undertake this monitoring project and encouragement for successful completion.

I gratefully thank Dr. R.R.Prasad, Professor & Head, Centre of Equity and Social Development, NIRD & PR, Hyderabad for his consistent encouragement, guidance for timely completion of this monitoring activity.

Special thanks to the Project Manager and consultants of TSG, Ed.Cil for the valuable information provided by them and cooperation extended in all aspects of the project.

I am obliged to staff members and monitors of this project, Mrs. K. Kiranmai, Sr. Project Assistant Dr. D. Radhakishan and Mr. M. S. Michael for their cooperation during the period of my assignment.

I wish to thank Mr. A. Prem Kumar, Mr. K. Sudheer Kumar and other staff members of Centre for Equity & Social Development for their contribution to this project by extending their cooperation.

Finally I thank Ms. S.V. Lakshmi and M. Raghu Sagar for assistance and support in data entry, processing and bringing analytical output. Last but not the least, we express our thanks to all those who are directly and indirectly involved and helped in conducting the monitoring work of Mid-Day-Meal scheme in Chhattisgarh.

**Dr. T. Vijaya Kumar**  
**Associate Professor (CESD) &**  
**Nodal Officer**

### **COMPOSITION OF MONITORING TEAM**

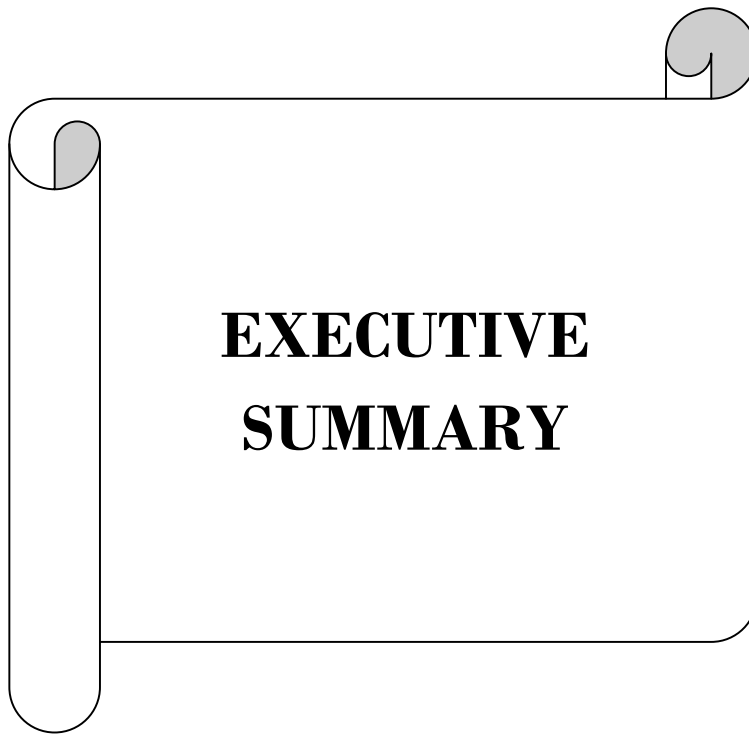
<b>S.NO.</b>	<b>NAME</b>	<b>DESIGNATION</b>
<b>1</b>	<b>Dr. T. Vijaya kumar</b>	<b>Project Director</b>
<b>2.</b>	<b>Dr.R.R. Prasad</b>	<b>Team Member</b>
<b>3</b>	<b>Dr. Sonal Mobar</b>	<b>Team Member</b>
<b>4.</b>	<b>Dr. N. Deepa</b>	<b>Team Member</b>
<b>5.</b>	<b>Mrs. K. Kiranmai</b>	<b>Sr. Project Assistant</b>

**2<sup>nd</sup> Half Yearly Monitoring Report (Volume-I) of National Institute of Rural Development & Panchayati Raj, Rajendranagar, Hyderabad (Monitoring Institution) on MDM in Chhattisgarh for the Period of 1<sup>st</sup> October 2014 to 31<sup>st</sup> March 2015.**

**General Information**

Sl. No.	Information	Details
1.	Period of the report	1 <sup>st</sup> October 2014 to 31 <sup>st</sup> March 2015
2.	No. of Districts allotted	Five
3.	Districts' name	Balrampur, Bastar, Bijapur, Gariaband, Jashpur,
4.	Month of visit to the Districts / Schools (Information is to be given district wise i.e. District 1, District 2, District 3 etc)	1).Balrampur- January/ Feb-2015 2).Bastar – March- 2015 3).Bijapur - March- 2015 4).Gariaband – Feb/ March- 2015 5).Jashpur- Feb/ March- 2015
5.	Total number of elementary schools (primary and upper primary to be counted separately) in the Districts Covered by MI (Information is to be given district wise i.e. District 1, District 2, District 3 etc.)	1) Balrampur- 2044 2) Bastar- 2385 3) Bijapur-1031 4) Gariaband-1546 5) Jashpur-2281
6.	Number of elementary schools monitored (primary and upper primary to be counted separately) Information is to be given for district wise i.e. District 1, District 2, District 3 etc)	The District wise details of schools are provided in Annexure
7.	<b>Types of school visited</b>	<b>Total 40x6=240</b>
a)	Special training centers (Residential)	3
b)	Special training centers (Non Residential)	3
c)	Schools in Urban Areas	8
d)	School sanctioned with Civil Works	2
e)	School from NPEGEL Blocks	3
f)	Schools having CWSN	3
g)	School covered under CAL programme	3
h)	KGBVs	3
8.	Number of schools visited by Nodal Officer of the Monitoring Institute	14
9.	Whether the draft report has been shared with the State: YES / NO	Yes
10.	After submission of the draft report to the SPO whether the MI has received any comments from the state: YES / NO	Yes
11.	Before sending the reports to the GOI whether the MI has shared the report with state: YES / NO	Yes
12.	Details regarding discussion held with state officials:	Before monitoring, information shared with State and Districts
13.	Selection Criteria for Schools:	In consultation with DPOs/DEO's
14.	List of Schools visited by MI:	Annexure

\*\*\*\*\*



**EXECUTIVE  
SUMMARY**



## Executive Summary

The monitoring of Mid-Day-Meal was taken up during Second Half Yearly period i.e., 1<sup>st</sup> October 2014 to 31<sup>st</sup> March 2015 by the monitoring institute i.e., NIRD & PR (Ministry of Rural Development, GOI), Rajendranagar, Hyderabad. Ten districts of Chhattisgarh i.e., Balrampur, Bastar, Bijapur, Gariaband, Jashpur, Raigarh, South Bastar, Dantewada, Sukma, Surajpur, Surguja districts. This report is **Volume-I** consists of five district reports namely Balrampur, Bastar, Bijapur, Gariaband, and Jashpur. The Monitoring of MDM reveals the implementation of scheme and the district wise field based observation of five districts are given below.

### **I. Regularity in Serving Meal:**

#### **1) Balrampur:**

The Monitoring institute has observed that sample schools distribution of Balrampur district. Including 8% Kasthurba Gandhi Balika Vidyalayas (KGBVs), 8% Children With Special Needs (CWSN), 7% of Civil works, 7% of Computer Aided Learning (CAL) and 70% General Schools.

It is observed that in 17(100%) of Primary Schools are being served Hot cooked meal and 22(95.7%) of Upper Primary Schools are being served Hot cooked meal.

#### **2). Bastar:**

The distribution of sample schools in Bastar district are 3 Computer Aided Learning (CAL) schools, 3 Children With Special Needs (CWSN), 3 Civil Works, 3 Kasthurba Gandhi Balika Vidyalayas (KGBVs) and 1 Non Residential Special Training Center (NRSTC) & 21 General schools.

The MI has observed 16(88.9%) of Primary Schools are being Hot cooked meal, In 16(94.1%) of Upper Primary Schools are being Hot cooked meal.

#### **3). Bijapur:**

The distribution of Sample schools in Bijapur district, are 3 civil works schools, 3 Computer Aided Learning (CAL), 3 Children With Special Needs (CWSN) schools, 3 Special Residential Training Center & 28 General Schools. The Monitoring Institute has observed the 19(100%) of Primary Schools are being Hot Cooked meal, In 19(100%) of Upper Primary Schools are being Hot cooked meal on daily basis.

#### **4). Gariaband:**

The distribution of sample schools in Gariaband district is 3 CAL Schools, 3 Civil Works schools, 3 CWSN schools, 1 SRTC, 1 NRSTC, 3 KGBVs and 25 General Schools.

It is also noticed by the MI that 18(100%) of Primary Schools are being served the Hot cooked meal. In 21 (100%) of Upper Primary Schools are being served the 'Hot' cooked meal on daily basis.

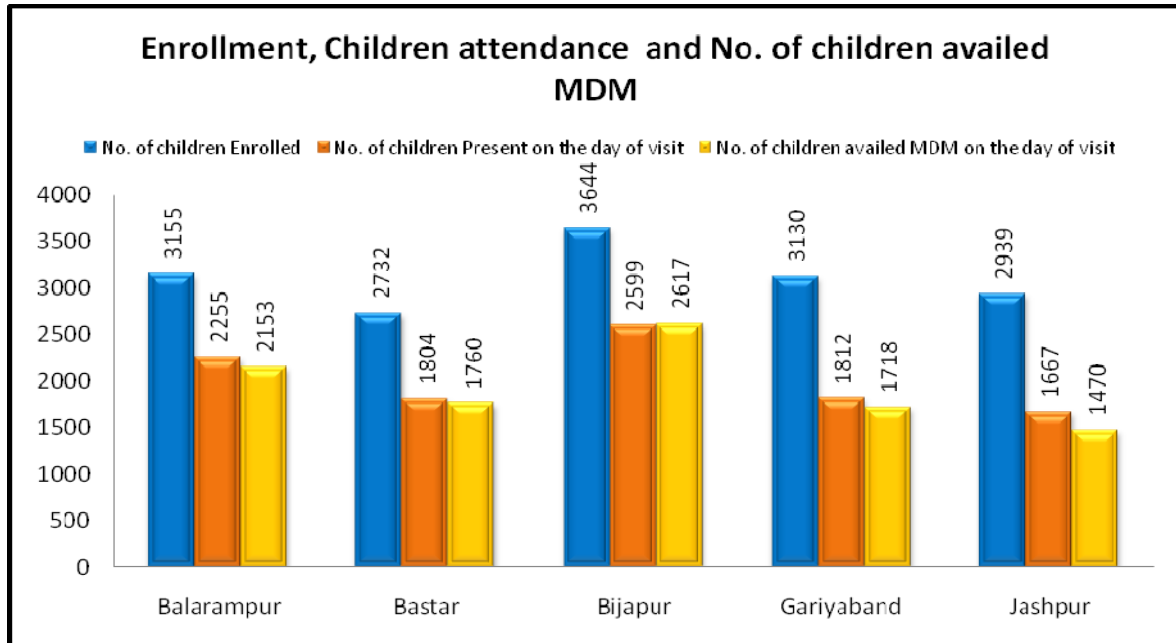
#### **5). Jasupur:**

the distribution of sample schools of Jashpur district are 23 general schools, 3 CAL schools, 3 Civil works schools, 2 CWSN schools and 3 KGBVs. The MI also observed that in 12 (100%) of Primary Schools are being served the 'Hot' cooked meal.

In 22(100%) of Upper Primary Schools the 'Hot' cooked meal being served on a daily basis.

2). Trends:

Figure No: I Children Enrollment attendance and availment of MDM



1). **Balarampur:**

The Monitoring Institute has observed that in Balarampur district the total children enrolled are 3155, number of children were present on the day of MI visit were 2255 and number of children availed MDM on the day of visit were 2153.

2). **Bastar:**

The Monitoring Institute has observed that in Bastar district the total children enrolled are 2732, children present on the day visit were 1804 and number of children availed MDM were 1762.

3). **Bijapur:**

The Monitoring Institute has observed that in Bijapur district, the total children enrolled are 3644. The Number of children were present on the day of MI visit were 2599. The Number of children availed MDM were 2617.

4). **Gariaband:**

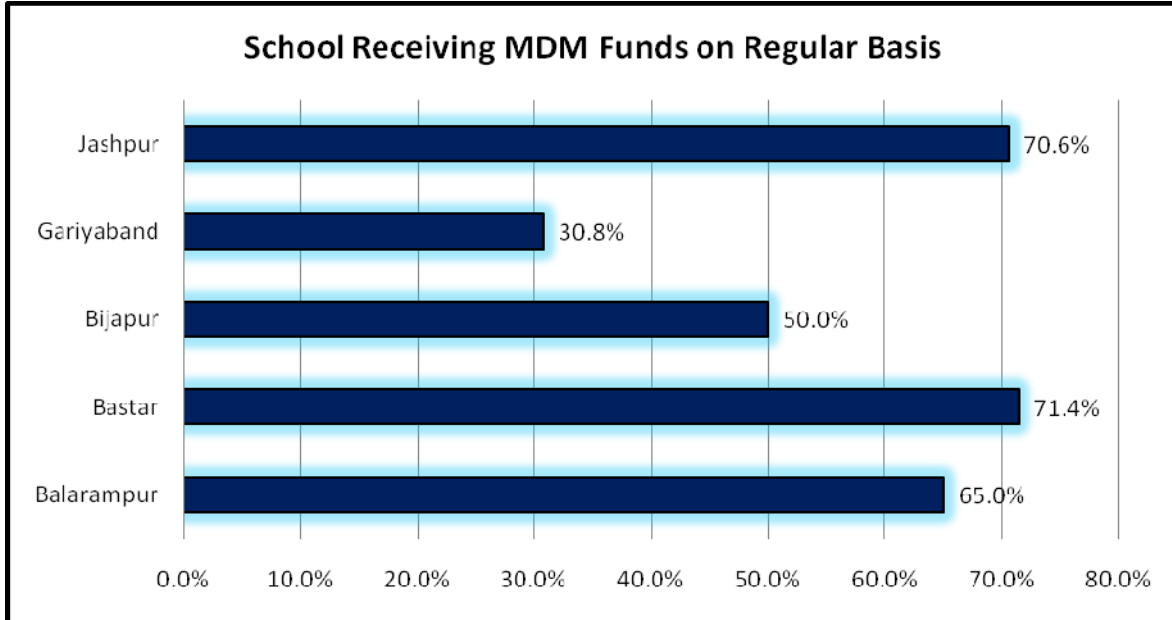
The Monitoring Institute has observed that in Gariaband district, the total children enrolled are 3130. The Number of children were present on the day of MI visit were 1812. The Number of children availed MDM were 1718.

5). **Jashpur:**

The Monitoring Institute has observed that in Jashpur district, the total children enrolled are 2939. The Number of children were present on the day of MI visit were 1667 The Number of children availed MDM were 1470.

**3). Regularity in Delivering Food Grains to Schools Level:**

**Figure No: II School Receiving MDM funds on Regular Basis**



**1). Balrampur:**

The MI has observed that in 13 (76.5%) of Primary schools the storage of food grains (Buffer Stock) in class room. In 2(11.8%) of Primary Schools the storage of food grains in HM’s room. in 1(5.9%) Primary School the storage food grains in SMC president’s house. In 1(5.9%) The storage of food grains in other places.

Whereas in 17(73.9%) of Upper Primary Schools the storage of food grains in class room. In 1(4.3%) of Upper Primary School the storage of food grains in HMs room. In 1(4.3%) of Upper Primary Schools SMCs president’s House is the storage of food grains. in 4(74.5%) it is other places for storage of food grains.

**2). Bastar:**

The storage of food grains in 7(38.9%) of Primary Schools in class room. In 2(11.1%) of Primary Schools the storage of food grains is HMs room. In 1(5.6%) of Primary School the storage of food grains is SMC president’s house. In 8 (44.4%) of Primary Schools the storage place is other places. the storage of food grains in 5 (29.4%) of Upper Primary Schools is class room. In 5 (29.4%) of Upper Primary Schools is SMC President’s house. In 8 (47.1%) of Upper Primary Schools it is other places.

**3). Bijapur:**

The storage of food grains in 10 (52.6%) of Primary Schools is class room. In 2 (10.5%) of Primary Schools is the HM’s room. In 7 (36.8%) of Primary Schools it is the other places. whereas in 5 (26.3%) of Upper Primary schools the storage place is class room. In 4 (21.1%) of Upper Primary Schools the storage place is HM’s room. In 1(5.3%) of Upper Primary Schools the storage place is SMC President’s House. In 9(47.4%) of Upper Primary Schools the storage of Place is other places.

#### **4). Gariaband:**

The MI has noted in 1(5.6%) of Primary Schools the storage place is class room. In 1(5.6%) of Primary Schools the storage place in HM's room. IN 3(16.7%) of Primary Schools the storage places is SMC presidents house. in 13(72.2%) of Primary Schools the storage places is other places.

It is also noted by MI in 4(19.0%) of Upper Primary Schools the storage of food grains is class room. In 2(9.5%) of Upper Primary Schools the storage of food grains is HM's room. In 3(14.3%) of Upper Primary Schools the storage of food grains is SMC president's house, whereas in 12(57.1%) schools the storage of food grains is in other places.

#### **5). Jashpur:**

The MI has noted in 4(33.3%) of Primary Schools the storage of food grains in class room. In 5(41.7%) of Primary Schools is HM's room, in 3(25.0%) of primary Schools it is other places.

The MI has also noted that in 10(45.5%) of Upper Primary Schools the place of storage is class room. In 4(18.2%) of Upper Primary Schools the storage places is HM's room, in 8(36.4%) of Upper Primary Schools the storage place is other places.

### **3). Regularity in Delivering Cooking Cost to Schools:**

#### **1). Balrampur:**

The MI has observed that in 65.0% of Schools of Balrampur district are receiving MDM funds regularly.

#### **2). Bastar:**

It is noted by the MI that 71.4% of schools of Bastar district are receiving MDM funds regularly for the rest of the schools it is being delayed by 1 to 5 months. The coming agencies arranging the MDM on their Own arrangements.

#### **3). Bijapur:**

The MI has observed in Bijapur district that in 50% of schools are receiving MDM funds regularly. In the rest of the school it is being delayed by 1-5 months the cooking agencies arranging the MDM on through their Own Sources.

#### **4). Gariaband:**

It is observed by the MI that in 30.8% of schools the MDM fund is received regularly but it is delayed by 1-5 months in the rest of the schools. The cooking agencies are managing to arrange MDM to the children through their own sources by having not any interruption.

#### **5). Jasupur:**

The Monitoring Institute has observed that in 70.6% of schools MDM funds are receiving the MDM funds regularly. But in the rest of the schools it is being delayed by 1-5 month and cooking agencies are make arrangement through their own source to prepare the MDM for children on time without any interruption.

#### **4). Social Equity:**

The MI has observed that in all the 5 sample districts that there is no caste or community discrimination in cooking or serving of Mid-Day-Meal in the sample districts.

#### **5). Variety of Menu:**

##### **1). Balrampur:**

The MI has observed that in 3(17.6%) of Primary Schools and 3(13.0%) of Upper Primary Schools the menu board is displayed in the noticeable place of school premises and following the menu accordingly.

**2). Bastar:**

The MI has observed that in 3(16.7%) of Primary Schools and 4(23.5%) of Upper Primary Schools the menu board is displayed in the noticeable place of school premises and following the menu accordingly. And in 15(83.3% of Primary Schools and in 13(76.5%) of Upper Primary Schools the menu is not displayed.

**3). Bijapur:**

It is observed by the MI that in 7(36.8%) of Primary Schools and 2(10.5%) of Upper Primary Schools the menu board is displayed in the noticeable place of school building. In 12(63.2%) of Primary Schools and in 17(89.5%) of Upper Primary Schools the menu is not being displayed.

**4). Gariaband:**

The MI has observed that in 3(16.7%) of Primary Schools and 2(9.5%) of Upper Primary Schools the menu board is displayed in the noticeable place of school building. Whereas in 15(83.3%) of Primary Schools and 19(90.5%) of Upper Primary Schools the menu is not displayed.

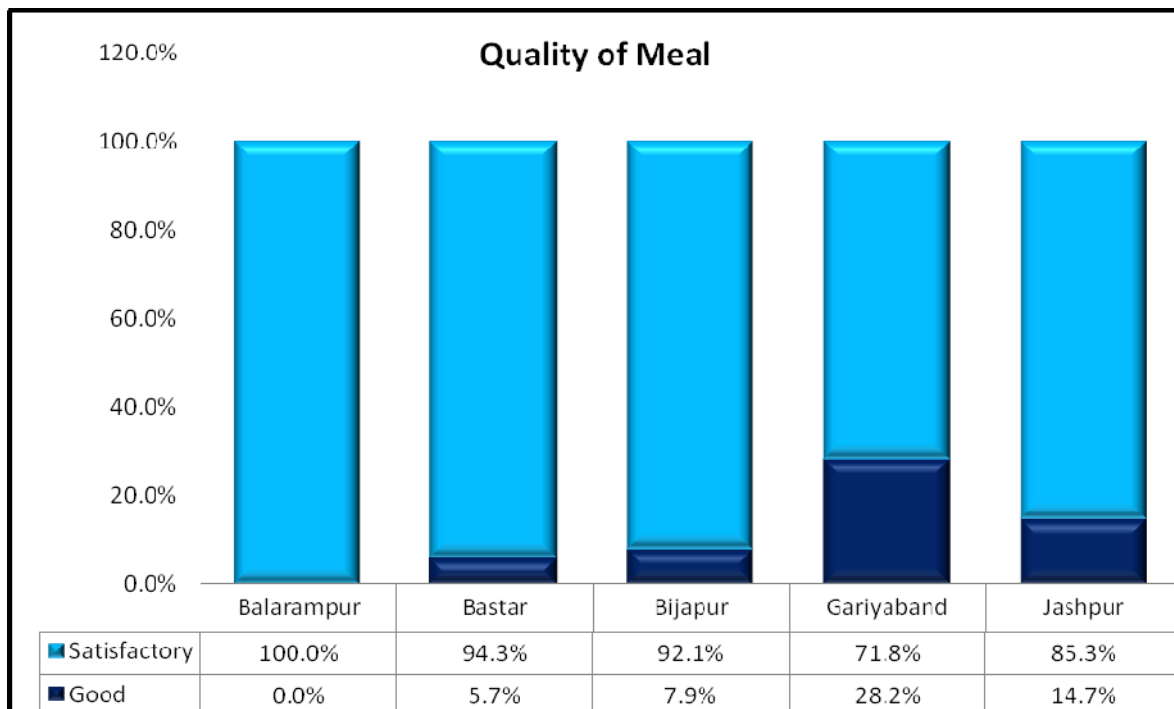
**5). Jashpur:**

The MI has observed that in 4(33.3%) of Primary Schools and 3(13.6%) of Upper Primary Schools the menu board is displayed in the noticeable place of school building. In 8 (66.7%) of Primary schools and 19(86.4%) of Upper Primary Schools the menu is not displayed.

In all the sample schools of 5 districts the MI team has observed that the daily menu supplied under MDM has variety in the Food which includes rice, dal, and vegetables occasionally papad and achar and also served in the MDM.

**6). Children’s feedback on quantity of Meal:**

**Figure No: III Quality of Meal**



In all the school of 5 districts the MI has taken children feedback on quantity of MDM. It is observed that majority of the children are satisfied with the quantity of meal.

It is noted that 2(11.8%) of Primary Schools children feedback is saying Good in 2(8.7%) of Upper Primary Schools the children said good, in 15(88.2%) of Primary Schools the children feedback is satisfactory. In 21(91.3%) of Upper Primary Schools the children are satisfied about the meal.

#### **7). Quality of Meal:**

It is noted that in Balrampur district of schools children say the quality of meal is good and Bastar district 5.7% school children say the quality of Meal is good in 7.9% of Bijapur district school the children express that the quality of food is good. In Gariaband district 28.2% of schools the children say the quality of meal is good and in Jashpur district 14.7% of schools children their response of quality of meal is good. In Balrampur District 100% school children are satisfied. In Bastar district 94.3% school children the response is satisfactory. In Bijapur district 92.1% of schools the children say it is satisfactory in Bijapur district 92.1% of schools the children says it is satisfactory. in Gariaband district 71.8% school children's feedback on meal is satisfactory. In Jashpur district 85.3% schools children's feedback on meal provided is satisfactory.

#### **Supplementary:**

The MI has observed that in 9 (52.9%) of Primary Schools the children are given micro nutrients (Iron, folic acid, Vitamin 'A') dosage and de worming medicine periodically. In 19 (82.6%) of Upper Primary Schools the children are given micro nutrients like Iron, folic acid, Vitamin 'A' dosage and de worming medicine periodically. In 8 (47.1%) of Primary Schools and 4 (17.4%) of Upper Primary Schools are not providing any micro nutrients to the children.

#### **Status of cooks:**

The MI has observed that in 12 (70.6%) of Primary Schools the cook-cum-helpers are engaged by education department. In 3(17.6%) of Primary Schools cook-cum-helpers are engaged by school authorities. In 2(11.8%) of Primary schools the cook-cum-helpers are engaged by SMC. Whereas in 16(69.6%) of Upper Primary Schools the cook-cum-helpers are engaged by Education department. In 7(30.4%) of Upper Primary Schools the cook-cum-helpers are engaged by SMC. The appointed cook-cum-helpers are adequate to meet the requirements of MDM management. The remuneration paid to cook-cum-helpers in all the sample districts indicates that it is Rs. 1200 p.m. in source of the sample schools the remuneration is being delayed to an extent of 1-3 months.

The Social composition of the cooks in almost all the sample schools of the 5 district show that majority are from OBC community followed by SC/ST.

#### **Infrastructure:**

##### **Balrampur:**

The MI has observed in 8(47.1%) Primary Schools the type of kitchen shed is pucca. In 6(35.3%) of Primary Schools the type of kitchen shed is semi pucca. In 3(17.6%) Primary schools the type of kitchen shed is katcha whereas in 10(43.5%) Upper Primary Schools the kitchen is pucca, in 7(30.4%) of Upper Primary schools the kitchen semi pucca in 3(13.0%) Upper Primary schools the type of kitchen is katcha.

**Bastar:**

The MI has observed in all sample schools are having pucca kitchen sheds, 5 schools are having semi pucca kitchen sheds and one school is having katcha kitchen shed. In 3 schools the cooking agencies are cooking the MDM in open area of the school because the schools are not having kitchen shed facility.

**Bijapur:**

It is observed by the MI that in 19 schools the kitchen shed is constructed and it is in use. In 2 schools kitchen shed is constructed but not in use. In 6 schools the kitchen shed is not sanctioned. Whereas in 11 schools the cooking agencies are cooking the MDM in the open area of the schools as kitchen shed facility is not being provided.

**Gariaband:**

The MI has observed that 33 Primary Schools are having pucca kitchen sheds. 1 school is having semi pucca kitchen shed in 2 schools the MDM is cooked in open place. Whereas in 21 Upper Primary Schools the pucca kitchen shed is available. 1 Upper Primary School has semi pucca kitchen shed and 1 school has MDM cooked in open place.

**Jashpur:**

In Jashpur district the MI has noted that 12 sample Primary schools have pucca kitchen shed and in 1 school there is semi pucca kitchen shed. In case of 22 Upper Primary Schools the pucca kitchen shed is available. In 3 schools semi pucca kitchen and in 1 school the MDM is being in an open area of the school.

**12. Water facility:****Balarampur:**

It is been noted by the MI that Balarampur district has water facility for cooking MDM and for drinking purpose. In rural sample schools 23 schools use bore well/ hand pump water for cooking MDM and in 1 school the source of water is public tap and open well. In 12 urban sample schools 9 schools are using bore well/ hand pump water, one school using public tap for cooking MDM.

**Bastar:**

It is observed by MI that in Bastar district 25 schools are having Bore well/hand pump and 5 schools are having public are and 2 schools are having other sources of water like lifting form the well or pump.

**Bijapur:**

In the Bijapur district 35 schools the source of water is bore well/ hand pump and in 3 schools water to being supplied through other means like lifting from open well or supply from the other sources located far away from the school.

**Gariaband:**

The MI has observed that in 20 Primary Schools and 5 Upper Primary Schools the source of water is bore well for drinking and cooking. 2 Primary Schools and 3 Upper Primary Schools the public tap water is the source for drinking and cooking. Some of the schools are open well water for drinking and cooking of MDM.

**Jashpur:**

It is observed that out of 25 rural schools (Primary and Upper Primary Schools) 2 schools use filter water for drinking and cooking purpose. 24 schools are using bore well/ hand pump and 1 school using open well water for

drinking and cooking purpose. In urban area 1 school using filter water 6 schools are using bore well water and 3 schools are using public tap water. 1 school uses other source of water for cooking and drinking purpose.

**14. Whether utensils used for cooking food and adequate?**

The MI has observed in all 5 sample districts that the utensils used for cooking the food in sample schools are found to be adequate.

**15. What is the kind of fuel used? (Gas based/firewood etc.)**

**Balrampur:**

The MI has observed that out of 40 sample schools noted 17 Primary Schools and 21 Upper Primary Schools using firewood for cooking MDM. One Upper Primary School using LPG (Gas) for cooking MDM. Majority of the schools use firewood as fuel for cooking MDM.

**Bastar:**

It is noted that out of 18 Primary Schools 2 schools are using LPG (GAS) as a fuel and 15 schools use firewood and 1 school use other source as fuel for cooking of MDM. In case of Upper Primary Schools 15 schools are using firewood and 2 schools are using other source for cooking of MDM.

**Bijapur:**

The MI has observed in Bijapur district that 18 Primary Schools and all Upper Primary Schools are using firewood and in 1 school the MDM is cooked through other source for fuel to cook MDM.

**Gariaband:**

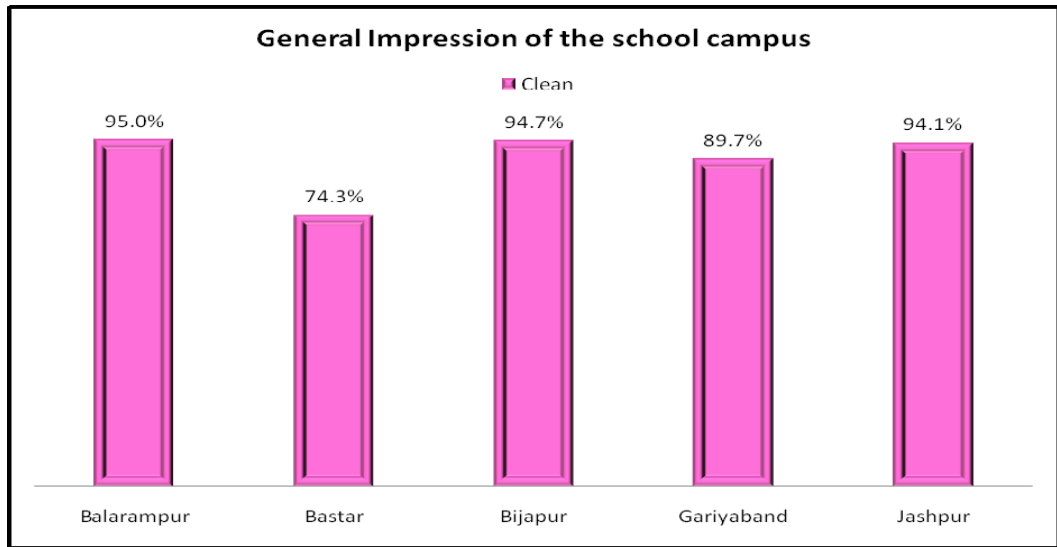
The MI has observed that in all 39 sample schools firewood is used for cooking of MDM.

**Jashpur:**

The MI has observed that in 11 Primary Schools and 20 Upper Primary Schools the cooking of MDM is done with firewood as fuel. Whereas in 2 Upper Primary Schools coal is used for cooking of MDM and in 1 school other sources are used for cooking of MDM.

**16. Safety and Hygiene:**

**Figure No: IV General Impression of The School Campus**





**Balrampur:**

It has been noted by the MI that in 94% of sample schools the campus is found to be clean. 75% schools teachers are encouraging the children to wash their hands before & after the meal. The children are having meal in orderly manner. In 41% schools children are conserving water while washing hands. The majority of schools the cooking process and storage of fuel is found to be safe and free from hazard.

**Bastar:**

The majority of schools (Primary and Upper Primary) found to be having clean campus. Also in majority of Primary and Upper Primary schools the teachers are encouraging the children to wash their hands before and after the meal. And in all sample schools children are having meal in orderly manner. And also noticed the water is being conserved while washing hand and utensils. The cooking process and storage of fuel is safe from fire hazard.

**Bijapur:**

The MI has observed that majority of sample schools are having clean campus. In majority of schools the teachers are encouraging the children to wash their hands, children take meals in orderly manner. In most of the schools it is observed that children are conserving water while washing their hands before and after the meal. The cooking and storage of fuel is in safe condition from fire hazard.

**Gariaband:**

It has been noted by MI that majority of schools in this district the campus of schools are clean, children are encouraged to wash their hands before and after the meal and children are having their meal in orderly manner and conserving the water for the process of cooking and storage of fuel is safe and hazard free for children

**Jashpur:**

The MI has noted in majority of sample schools the campuses are maintained clean. The children are encouraged by the teachers to wash their hands before and after the meal, to have the meal in orderly manner, wash hands & utensils by conserving water the cooking process and storage of fuel is safe in condition.

**17. Community participation:****Balrampur:**

The MI has observed that in 40 sample schools the parents, village elders, SMC members and panchayat/ municipality members participating in school activities occasionally.

**Bastar:**

The Monitoring Institute has observed that in all sample schools, the village elders, SMC members, Panchayat at & municipality members visit the school occasionally and participate in school activities.

**Bijapur:**

The MI has observed that in all sample schools, the parents, village elders, SMC members and panchayat and municipality members participate occasionally in school activities.

**Gariaband:**

The Monitoring Institute has noted in all sample schools the community participation of parents, village elders, SMC members and panchayat/ municipality members in school activities.

**Jashpur:**

In all sample schools it is noted that parents, village elders, panchayat/ municipality members/ SMC members are participating occasionally in school activities.

**Inspection and Supervision:**

The Monitoring Institute has observed in all the five sample districts that the State level and Mandal level officers visit the schools for observing the implementation of MDM in the schools.

**Impact:**

In all 5 sample districts the MI has noted the opinion of school staff. SMC members and Gram Panchayat members the impact of MDM programme. It is revealed that the MDM has improved the attendance of children. The majority of the schools responded saying the MDM is contributing the well being of the children. It is also been noted that the MDM improved the health status but not significantly.

**Conclusions and recommendations for improvement of the implementation of Mid-Day-Meal Scheme**

The Monitoring of Mid-Day-Meal scheme in five districts of Chhattisgarh by the National Institute of Rural Development and Panchayati Raj (Monitoring Institute) reveals that some schools have not provided the relevant information. It shows that Head Masters and teachers concerned in the sample school do not have proper awareness about the MDM guidelines and also the children's entitlements. In all together the monitoring work for the Second Half Yearly period i.e. 1<sup>st</sup> October, 2014 to 31<sup>st</sup> March, 2015. There are totally Ten Districts Monitored namely: Balarampur, Bastar, Bijapur, Gariaband, Jashpur, Raigarh, South Bastar Dantewada, Sukma, Surajpur, and Surguja, This is the Volume-I report indicates the status of implementation of MDM In five districts of Chhattisgarh on the basis of field monitoring by the investigators and the project monitoring team of NIRD&PR in all the five sample districts namely Balarampur, Bastar, Bijapur, Gariaband and Jashpur the following conclusions are drawn.

1. In majority of the sample schools of five districts the hot cooked meal is served everyday without any interruption. However in Bijapur and Bastar districts nearly 10-15 schools are not serving MDM every day, many interruptions in serving of meal is noticed by the MI. It is learnt that on market day the MDM is not served to the children in Bastar district.
2. The availment of the Mid-Day-Meal in sample schools of all the five districts varies from 61.7% Balarampur, 65.3% Bastar, 66% Bijapur, 70.8% Gariaband, 71.5% Jashpur.
3. In majority (70%) of the sample schools it is observed that the food grains are received in time whereas the supply of food grains is delayed in other schools.
4. Majority (90%) of the sample schools in five districts noticed that buffer stock is maintained. But the storage of food grain by the cooking agencies is found to be improper.
5. In majority of the schools it is observed that the cooking cost is regularly paid to the cooking agencies. In some districts there is a delay in payment of cooking cost to cooking agencies.
6. There is a huge delay in payment of remuneration to cook-cum-helpers in all the five sample districts of Chhattisgarh state.

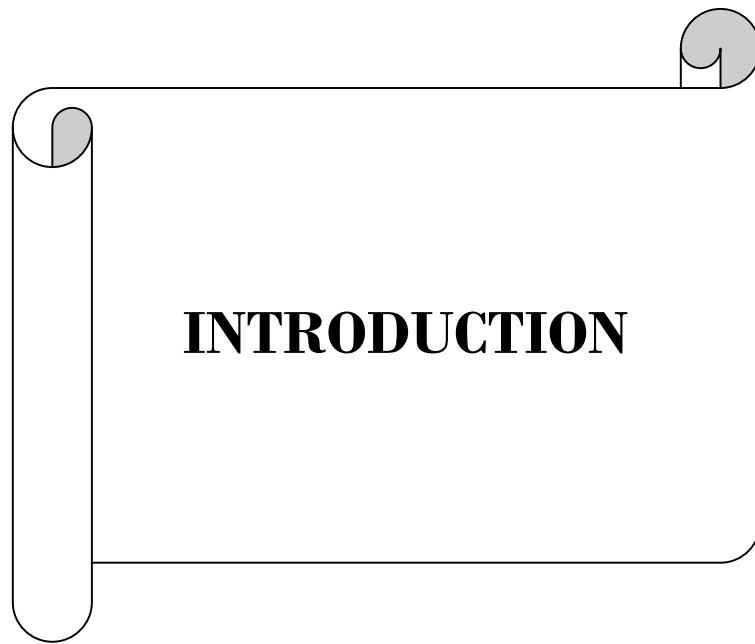
7. There is no discrimination of caste, gender and community in all the sample schools of the five districts in serving of Mid-Day-Meal.
8. In all the five sample districts it is observed that the variety of menu is being followed.
9. In majority (2 out of 5) of the districts monitored by MI it is reported that the quality of rice is not good. 'A' grade rice is not supplied to MDM of schools.
10. Majority (80%) of the schools are having the cook-cum-helpers appointed by Self Help Groups and they belong to OBC community followed by Scheduled Caste and Scheduled Tribes. The payment of remuneration to cook-cum-helpers was quite delayed i.e. 3-6 months.
11. The MI has observed that in some schools the constructed kitchen sheds are not according to the prescribed measurements.
12. The supplied kitchen utensils to the schools are very old and it is observed that in some schools the cooking agencies are still using the same utensils and in majority schools the cooking agencies have arranged the kitchen utensils on their own.
13. In 85% of the sample schools the water facility is available for cooking and drinking.
14. In 90% of the schools in sample districts the fire wood is the fuel used for cooking of the Mid-Day-Meal.
15. In majority of the sample schools Safety and cleanliness in the schools is maintained.
16. In 90% of the schools parents and SMC members visit the schools to observe MDM occasionally.
17. In majority of the schools (90%) the SHG, SMC members and parents are not having knowledge about the entitlements and quantity of food grain, pulses and vegetables for cooking the Mid-Day-Meal.
18. In majority of the Primary and Middle Schools the block level officials are visiting the schools to see the MDM but the visits are not contributing much to the improvement of the programme.
19. The Mid-Day-Meal programme is helping the poor children to meet the hunger needs.

#### **Conclusions on Centralized Kitchen**

1. The Monitoring Institute has visited one centralized kitchens, In Surguja district and observed that the centralized kitchen is supplying hot cooked meal to the students and some schools the food is found cool.
2. It is observed that the MDM supplied through centralized kitchen is being delivered at the school point in between 10:00 am to 12:00 pm.
3. The menu supplied by the centralized kitchen in Surguja is not suitable to the local community food habits and as a result most of the children are not eating properly.
4. In majority of the schools Mid-Day-Meal served through centralized kitchen is not having prescribed protein content.
5. It is noticed that there is no proper monitoring and supervision of centralized kitchens by the officials of School Education Department in the centralized kitchen.

**Recommendations and suggestions for further improvement of the programme**

1. Menu boards should be displayed along with the entitlements of MDM in noticeable places of the schools for better awareness among students and parents.
2. Kitchen utensils are to be replaced immediately in all the sample Districts.
3. Awareness generation programmes for teachers, community members and cooking agencies are to be organized for effective implementation.
4. Kitchen sheds should be constructed as per the strength of the students and according to the prescribed norms of MDM immediately in all the schools.
5. The state should evolve a mechanism for reducing the delay of payment of remuneration to cook-cum-helpers as well as the cooking cost.
6. Proper monitoring mechanism has to be established from Cluster to State level for better delivery of MDM.
7. Centralized kitchen is to be discouraged for supply of MDM in the rural areas. In rural areas the MI has observed that most of the Self Help Groups are ready to supply the cooked Mid-Day-Meal to the children. Therefore, as per the guidelines of the scheme, SHGs are to be encouraged for promoting rural employment.
8. Centralized kitchens are to be monitored by the Department of School Education to ensure the quantity and quality of Mid-Day-Meal supplied through the centralized kitchens.
9. All the cooking agencies are to be instructed to wear head gears, aprons and gloves while cooking and serving the Mid-Day-Meal.
10. The schools are advised to mandatorily maintain the record of food tasting before serving to the students.



# 1. Introduction

## 1.1 Introduction

The Mid-Day-Meal is the world's largest school feeding program reaching out to about **12 crore children** in over 12.65 lakh schools/EGS centers across the country. With a view to enhancing enrolment, retention and attendance and simultaneously improving nutritional levels among children, the National Programme of Nutritional Support to Primary Education (**NP-NSPE**) was launched as a Centrally Sponsored Scheme on **15<sup>th</sup> August 1995**, initially in 2408 blocks in the country. By the year 1997-98 the NP-NSPE was introduced in all blocks of the country. It was further extended in 2002 to cover not only children in classes I-V of Government, Government aided and local body schools, but also children studying in EGS and AIE centres. Central Assistance under the scheme consisted of free supply of food grains @ 100 grams per child per school a day, and subsidy for transportation of food grains up to a maximum of Rs 50 per quintal. During 2004 the scheme was revised to provide cooked Mid-Day-Meal with 300 calories and 8-12 grams of protein to all children studying in classes I-V in Government and aided schools and EGS/AIE centers.

From 2008-09 i.e. **1<sup>st</sup> April, 2008**, the programme covers all children studying in Government, Local Body and Government-aided primary and upper primary schools and the EGS/AIE centres including Madarsa and Maqtabas supported under SSA of all areas across the country. The calorific value of a Mid-Day-Meal at upper primary stage has been fixed at a minimum of 700 calories and 20 grams of protein by providing 150 grams of food grains (rice/wheat) per child/per day.

During the year 2009 the following changes have been made to improve the implementation of the scheme:-

- a) Food norms have been revised to ensure balanced and nutritious diet to children of upper primary group by increasing the quantity of pulses from 25 to 30 grams, vegetables from 65 to 75 grams and by decreasing the quantity of oil and fat from 10 grams to 7.5 grams.
- b) Cooking cost (excluding the labour and administrative charges) has been revised from Rs.1.68 to Rs. 2.50 for primary and from Rs. 2.20 to Rs. 3.75 for Upper Primary children from 1.12.2009 to facilitate serving meal to eligible children in prescribed quantity and of good quality. The revised cooking cost per child per school day w.e.f 1.07.2013 for primary is Rs.3.34 per child per day and Rs.5.00 for Upper Primary children.

### **(b) Engagement of cook-cum-helpers**

The honorarium for cooks and helpers was paid from the labour and other administrative charges of Rs.0.40 per child per day provided under the cooking cost. In many cases the honorarium was so little that it became very difficult to engage manpower for cooking the meal. A separate component for Payment of honorarium @ Rs.1000 per month per cook- cum-helper was introduced from 1.12.2009. Honorarium at the

above prescribed rate is being paid to cook-cum-helper. Following norms for engagement of cook-cum-helper have been made:

- (i) One cook-cum-helper for schools up to 25 students.
- (ii) Two cooks-cum-helpers for schools with 26 to 100 students.
- (iii) One additional cook-cum-helper for every addition of up to 100 students.

The expenditure towards honorarium of cook-cum-helper is shared between the center and the NER states on 90:10 basis and with other states/UT's on 75:25 basis.

## **1.2 Management, Monitoring and Evaluation (MME)**

Government of India Provides assistance to States/ UTs for Management, Monitoring & Evaluation (MME) at the rate of 1.8% of total assistance on (a) free food grains, (b) transport cost (c) cooking cost and (d) Honorarium to cook-cum-helpers. Another 0.2% of the above amount will be utilized at the Central Government for management, monitoring and evaluation. The detailed guidelines issued by the Ministry vide letter No. F.1-15/2009-Desk (MDM) dated 21<sup>st</sup> June, 2010.

**(a) Provision of Mid-Day-Meal during summer vacation in drought affected areas.**

**(b) Provision of essential infrastructures:**

### **I) Kitchen-cum-stores:**

The cost of construction of Kitchen-cum-store is determined on the basis of State Schedule of Rates and the plinth area norm laid down by the Department of School Education and Literacy, Ministry of Human Resource Development, Government of India depending on the number of children studying in schools. However, in case of unconventional item, which do not part of Schedule of Rates, the rates is approved by the State level Steering-cum-Monitoring Committee for MDM Scheme with the condition that such estimates should not exceed the cost of the similar design made through conventional item available in the Schedule of Rates. The cost of construction of Kitchen-cum-store is shared between the Centre and the NER States on 90:10 and with other States /UTs on 75:25 basis. The norm for construction of kitchen-cum-store is as follows 20 sq. mtrs. Plinth area for construction of Kitchen-cum-store in schools having up to 100 children. For every additional up to 100 children additional 4 sq.mt. Plinth area will be added. Slab of 100 children may be modified by the States/UTs depending upon local conditions. For example, the hilly areas, where the number of children in schools is less, may have larger slabs. In one State/UT, there can be more than one slab. However, the modified prescription of plinth area will have to conform to the above ceiling.

### **II) Kitchen Devices:**

Government of India through this scheme provides assistance in a phased manner for provisioning and

replacement of kitchen devices at an average cost of Rs. 5,000 per school. States/ UT Administration will have the flexibility to incur expenditure on the items listed below on the basis of the actual requirements of the school (provided that the overall average for the State/ UT Administration remains Rs. 5000 per school):

- a. Cooking devices (Stove, Chulha, etc.)
- b. Containers for storage of food grains and other ingredients and,
- c. Utensils for cooking and serving.

### **1.3 Objectives of Monitoring by the Independent Research Institution:**

Sarva Shiksha Abhiyan (SSA) & Mid-Day-Meal Scheme are the initiatives of the Government of India to achieve the goal of Universalization of Elementary Education. For successful implementation of the Programme, an effective monitoring system is essential. Monitoring is very important for any programme and it is required on continuous basis. The Ministry felt that it would be more fruitful to involve professional institutions in this task. Accordingly, the Department of School Education & Literacy, during the year 2003-2004, had identified key monitoring institutions to monitor the implementation of the programme in the States/ UTs.

After enactment of RTE Act, 2009 the education scenario has changed and in order to undertake the field monitoring more intensively and rigorously, the Ministry has recently revised the Terms of Reference (ToR) with consultation with MIs, in a National Review Meeting held in June, 2010 for Monitoring of SSA-RTE and MDM. The revised ToR would be for two years and is effective from October 1<sup>st</sup>, 2013.

The MI shall monitor the Schemes with the objectives of:

- (i) Assessment and analysis of the implementation of the approved interventions and processes underlying these Interventions at the habitation and school level keeping in view the overarching goals of these schemes and the provisions under RTE Act, 2009 and,
- (ii) Identification of the social, cultural, linguistic or other barriers coming in the way of successful implementation of the schematic interventions and attainment of these goals.

### **1.4 Methods Used**

Data collection tools were developed by the Sub Group of Monitoring Institutions formulated by the Ministry of Human Resource Development, GoI. Data was then collected by the qualified monitors from the ten districts. Five districts in Volume-I report and five districts in Volume-II are presented. The methods used in data collection included observation, interviews, focus group discussions and meetings. The tools used included monitoring tools and focus group discussion checklists.



### **1.5 Collection of Data**

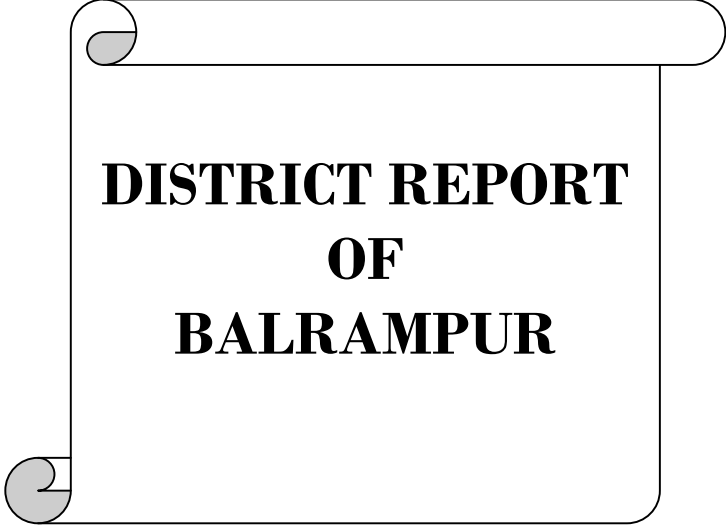
For the purpose of data collection, the study team made physical visit to all the schools for preliminary interaction with teaching staff and appraising themselves with the physical and academic conditions prevailing thereof. Since the data collection is to be covered in a span of less time and the task is of gigantic proportion, required number of research investigators were identified and trained thoroughly in terms of appropriate data collection methods. Specific care has been taken to identify the research investigators keeping in view the requirement of exposure to school education. Hence, Post Graduates having B.Ed., M.Ed., and M.Phil. qualification were specifically drafted as research investigators for the purpose of the study. They were in turn given a five-day orientation on data collection, observation and capturing the information from the schools and then placed for actual data collection. The school management concerned was informed in advance to keep the records ready for secondary data collection as well. On the day of visit to the schools, the structured schedule was administered for primary data collection under the supervision of research team.

### **1.6. Sample Schools Monitored**

The schools that were monitored during Second Half yearly period i.e. 1<sup>st</sup> October 2014 to 31<sup>st</sup> March 2015, by the monitoring institute i.e. National Institute of Rural Development & Panchayati Raj, Rajendranagar, Hyderabad in Ten districts of Chhattisgarh which include the following: 1. Balrampur, 2. Bastar, 3). Bijapur, 4). Gariaband, 5). Jashpur, 6). Raigarh, 7). South Bastar Dantewada, 8) Sukma, 9). Surajpur, 10). Surguja. This Volume-I report consists of Balarampur, Bastar, Bijapur, Gariaband, and Jashpur of Chhattisgarh state.

In each district as per the ToR the Monitoring Institute is supposed to monitor the 40 schools with due representation to certain interventions as well as Urban and Rural areas. Before starting the monitoring activity the State Project Office has been informed about the monitoring districts and requested the Director Public Instruction and Director for Mid-Day-Meal scheme to instruct the concerned District Educational Officers about the activity of monitoring. The schools in each district are identified in consultation with the District Project Officers/ District Educational Officers of the concerned district and at the time of monitoring the District project officers, DEO's and their representatives also accompanied along with the monitoring teams of the Monitoring Institute. The selected schools in each district represents 40 out of which 8 schools are from the Urban area, 3 schools from Computer Aided Learning Schools, 3 schools from KGBV, 2 Schools from Civil Works and the remaining schools are from Rural and Special Training centers and National Child Labor Project Schools (NCLP) schools wherever the establishments are available. Out of the 40 schools the schools which are implementing Mid-Day-Meal scheme are covered for monitoring of MDM. The detailed list of schools monitored are provided in Annexure.

\*\*\*\*\*



**DISTRICT REPORT  
OF  
BALRAMPUR**

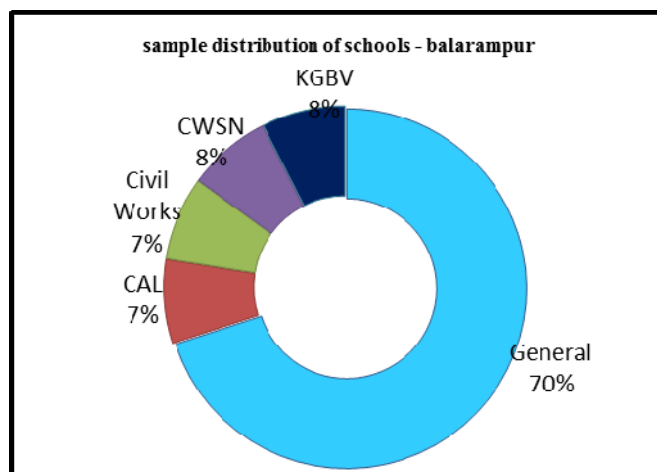
## 2. District Level Half Yearly Monitoring Report

**District: BALRAMPUR**

### 1. REGULARITY IN SERVING MEAL:

i. Whether the school is serving hot cooked meal daily? If there was interruption, what was the extent and reasons for the same?

**Figure 2(a): Sample Distribution of MDM schools**



The MI has Monitored 40 schools in Balarampur district which includes 70% General Schools, 7% Schools with Computer-Aided Learning (CAL), 7% Schools with Civil Works, 8% Schools for Children With Special Needs (CWSN) and 8% Kasturba Gandhi Balika Vidyalays (KGBVs).

Category			Area		Total
			Rural	Urban	
PS	Details of Serving of Hot cooked meal daily in sample schools	yes	13	4	17
		no	100.0%	100.0%	100.0%
	Total	13	4	17	
			100.0%	100.0%	100.0%
UPS / MS	Details of Serving of Hot cooked meal daily in sample schools	yes	14	8	22
		no	93.3%	100.0%	95.7%
		1	0	1	
		6.7%	.0%	4.3%	
Total	15	8	23		
			100.0%	100.0%	100.0%

Out of 40 selected sample schools in Balrampur district, it is observed that in all 17 (100%) Primary Schools the hot cooked meal is served & in 22 (95.7%) Middle Schools the hot meal is served to children on daily basis without any interruption.



**MDM is being cooked in the sample school**

## **2. TRENDS:**

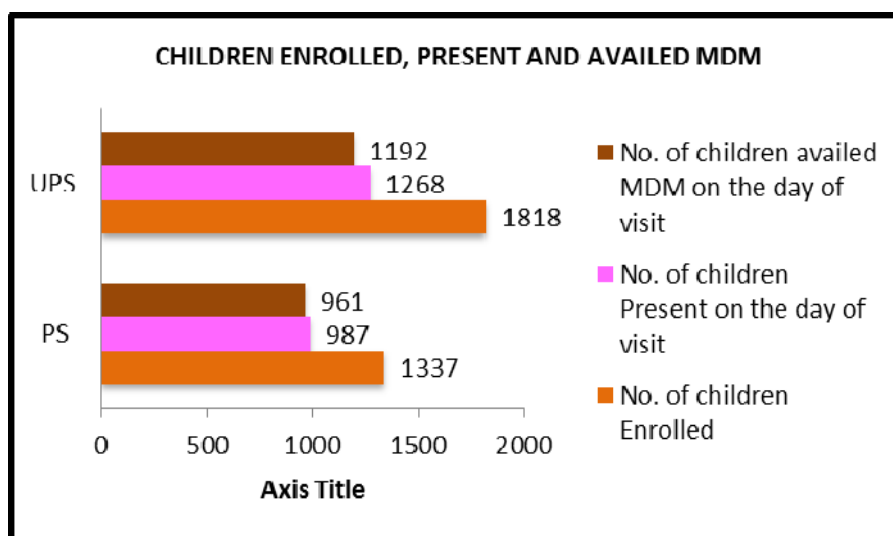
### **i. Extent of variation (As per school records vis-à-vis Actual on the day of visit)**

<b>Table 2.2: Details of children enrolment attendance and availment of MDM</b>				
<b>Location</b>	<b>Category</b>	<b>Enrolment</b>	<b>Number of children attended</b>	<b>Number of children present for MDM</b>
Rural	PS	1018	771 (75.7%)	748 (73.5%)
	UPS / MS	1190	789 (66.3%)	723 (60.8%)
	<b>Total</b>	<b>2208</b>	<b>560 (70.7%)</b>	<b>1471 (66.6%)</b>
Urban	PS	319	216 (67.7%)	213 (66.8%)
	UPS / MS	628	479 (76.3%)	469 (74.7%)
	<b>Total</b>	<b>947</b>	<b>695 (73.4%)</b>	<b>682 (72.0%)</b>
<b>Total</b>	PS	1337	987 (73.8%)	961 (71.9%)
	UPS / MS	1818	1268 (69.7%)	1192 (65.6%)
	<b>Total</b>	<b>3155</b>	<b>2255 (71.5%)</b>	<b>2153 (68.2%)</b>

The Monitoring Team has visited 28 rural schools which include both Primary & Upper Primary Schools. In all these schools, the total number of children enrolled are 2208. Out of 2208 enrolled children, 560(70.7%) Children are present on the day of visit & 1471 (66.6%) Children availed the Mid-Day-Meal.

In Urban area (12) schools, 947 children are enrolled. Out of this children, 695 (73.4%) are present on the day of visit & 682 (72.0%) children have availed the Mid-Day-Meal on the day of MI visit.

Figure 2(b): Children enrollment, attendance and availment of MDM in the sample schools



Serving of MDM in sample schools

### **3. REGULARITY IN DELIVERING FOOD GRAINS TO SCHOOL LEVEL:**

- (i) Is school receiving food grain regularly? If there is delay in delivering food grains, what is the extent of delay and reasons for the same?
- (ii) Is buffer stock of one-month's requirement is maintained?
- (iii) Is the food grains delivered at the school?

The MI has observed that among all sample schools majority are receiving food grains regularly and maintenance before stock of one month requirement.

<b>Table 2.3 : Place of storage of food grain(Buffer Stock) in sample schools</b>					
<b>Category</b>		<b>Area</b>		<b>Total</b>	
		<b>Rural</b>	<b>Urban</b>		
PS	Place of storage of food grain (Buffer stock)	Classroom	12	1	13
			92.3%	25.0%	76.5%
		HM's room	0	2	2
			.0%	50.0%	11.8%
		SMC president's house	0	1	1
			.0%	25.0%	5.9%
		Others	1	0	1
			7.7%	.0%	5.9%
	<b>Total</b>		13	4	17
			100.0%	100.0%	100.0%
UPS / MS	Place of storage of food grain (Buffer stock)	Classroom	12	5	17
			80.0%	62.5%	73.9%
		HM's room	0	1	1
			.0%	12.5%	4.3%
		SMC president's house	0	1	1
			.0%	12.5%	4.3%
		Others	3	1	4
			20.0%	12.5%	17.4%
	<b>Total</b>		15	8	23
			100.0%	100.0%	100.0%

In 30 schools the Buffer stock is stored in classroom, in 3 schools the stock is stored in HM's room and in 1(5.9%) schools buffer stock is stored in SMC's president house.

#### **4. REGULARITY IN DELIVERING COOKING COST TO SCHOOL:**

- (i) **Is school receiving cooking cost in advance regularly? If there is delay in delivering cooking cost what is the extent of delay and reasons for it?**
- (ii) **In case of delay, how schools manage to ensure that there is no disruption in the feeding programme?**
- (iii) **Is cooking cost paid by Cash or through banking channel?**

The MI has observed that among the sample schools the majority of the schools that they are revealed that they are receiving cooking cost not regularly, there is a delay, however, they are ensuring that without any disturbance the MDM is being implemented. The cooking cost is paid through e-banking system.

## **5. SOCIAL EQUITY:**

### **i. Did you observe any gender or caste or community discrimination in cooking or serving or seating arrangements?**

The Monitoring Institute has observed that there is no gender or caste or community discrimination in cooking or serving of Mid-Day-Meal in the entire sample Primary and Middle schools.

## **6. VARIETY OF MENU:**

### **i. Has the school displayed its weekly menu, and is it able to adhere to the menu displayed?**

Category			Area		Total
			Rural	Urban	
PS	Daily menu	Yyes	3 23.1%	0 .0%	3 17.6%
		Nno	10 6.9%	4 100.0%	14 82.4%
	Total		13 100.0%	4 100.0%	17 100.0%
UPS / MS	Daily menu	Yyes	2 13.3%	1 12.5%	3 13.0%
		Nno	13 86.7%	7 87.5%	20 87.0%
	Total		15 100.0%	8 100.0%	23 100.0%

The MI has observed that, In 3(17.6%) Primary Schools & 3(13.0%) Upper Primary Schools menu board is displayed in the noticeable place of school premises & following the menu accordingly. Whereas majority of the sample schools the menu board is not displayed.

### **7. (i) Is there variety in the food served or is the same food served daily? Does the daily menu include rice / wheat preparation, dal and vegetables?**

#### **(ii) Does the daily menu include rice / wheat preparation, dal and vegetables?**

The MI has noticed that in MDM variety of foods are served on daily basis and the menu include rice, dal, vegetables and sometimes achar and papad.

## **8. QUALITY & QUANTITY OF MEAL:**

### **Feedback from children on**

#### **a) Quality of meal:**

b) Quantity of meal:

c) {If children were not happy Please give reasons and suggestions to improve.}

Table 2.5 : Children feedback on quality of Mid-Day-Meal					
Category			Area		Total
			Rural	Urban	
PS	Quality of meal	Satisfactory	13	4	17
			100.0%	100.0%	100.0%
Total			13	4	17
			100.0%	100.0%	100.0%
UPS / MS	Quality of meal	Satisfactory	15	8	23
			100.0%	100.0%	100.0%
Total			15	8	23
			100.0%	100.0%	100.0%

The Monitoring Team observed that, in all the 40 sample schools of district, children opined that quality of MDM is satisfactory and they are happy with the quality of the meal.

Table 2.6 : Children feedback on quantity of Mid-Day-Meal					
Category			Area		Total
			Rural	Urban	
PS	Quantity of meal	Good	1	1	2
			7.7%	25.0%	11.8%
	Satisfactory	12	3	15	
		92.3%	75.0%	88.2%	
Total			13	4	17
			100.0%	100.0%	100.0%
UPS / MS	Quantity of meal	Good	1	1	2
			6.7%	12.5%	8.7%
	Satisfactory	14	7	21	
		93.3%	87.5%	91.3%	
Total			15	8	23
			100.0%	100.0%	100.0%

Regarding the quantity of Meal, the MI has noticed that in 15(88.2%) and 21(91.3%) Upper Primary Schools children expressed the quantity of the meal provided is satisfactory. In 2(11.8%) and 2(8.7%) Primary and Upper Primary Schools it is reported that the quantity of meal provided is good.



### **9.SUPPLEMENTARY:**

- (i) Whether children are given micronutrients (Iron, folic acid, vitamin – A dosage) and de-worming medicine periodically?
- (ii) Who administers these medicines and at what frequency?
- (iii) Is there school Health Card maintained for each child?

Category			Area		Total
			Rural	Urban	
PS	Distribution of micro nutrients like Folic Acid, Iron and Vit A in Sample schools	yes	6 46.2%	3 75.0%	9 52.9%
		no	7 53.8%	1 25.0%	8 47.1%
	Total	13 100.0%	4 100.0%	17 100.0%	
UPS / MS	Distribution of micro nutrients like Folic Acid, Iron and Vit A in Sample schools	yes	13 86.7%	6 75.0%	19 82.6%
		no	2 13.3%	2 25.0%	4 17.4%
	Total	15 100.0%	8 100.0%	23 100.0%	

The MI has observed out of 40 sample schools, in 9(52.9%) Primary Schools & 19 Upper Primary Schools, the micro-nutrients like folic acid, iron & Vitamin A are supplied to children. In 8 Primary Schools and 4 Upper Primary Schools, it is noticed that the micro nutrients are not provided to the children, the supply of micro nutrients are weekly basis and mostly administered by the teachers.

### **10.STATUS OF COOKS:**

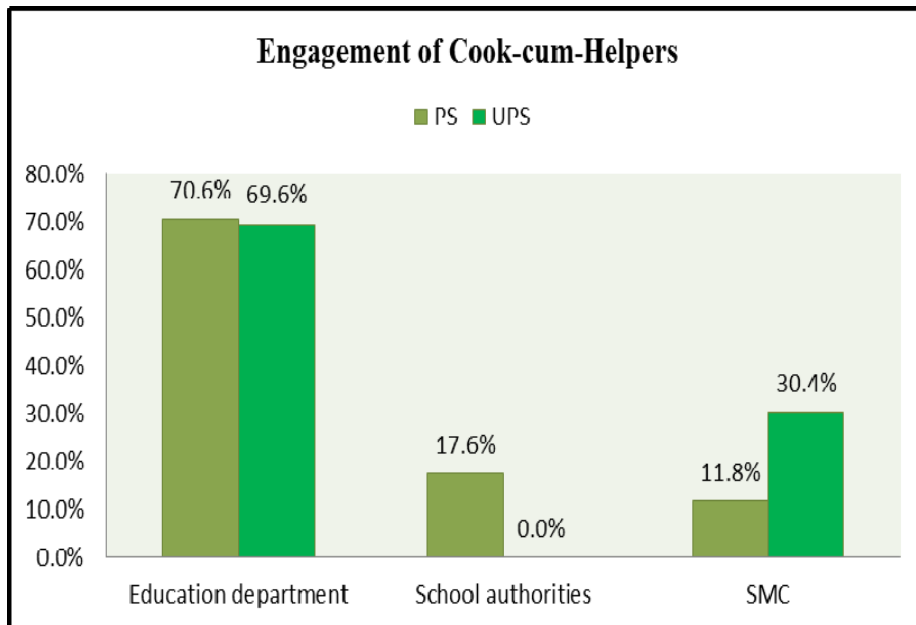
- (i). Who cooks and serves the meal? (Cook/helper appointed by the Department or Self Help Group, or NGO or Contractor)
- (ii) Is the number of cooks and helpers adequate to meet the requirement of the school?
- (iii) What is remuneration paid to cooks/helpers?
- (iv) Are the remuneration paid to cooks/helpers regularly?
- (v) Social Composition of cooks /helpers? (SC/ST/OBE/Minority).

<b>Table 2.8 : Engagement of cook-cum-helpers in the sample schools</b>					
<b>Category</b>			<b>Area</b>		<b>Total</b>
			<b>Rural</b>	<b>Urban</b>	
PS	Who engaged cook-cum-helpers at schools	Education department	10 76.9%	2 50.0%	12 70.6%
		School authorities	2 15.4%	1 25.0%	3 17.6%
		SMC	1 7.7%	1 25.0%	2 11.8%
	Total	13 100.0%	4 100.0%	17 100.0%	
UPS / MS	Who engaged cook-cum-helpers at schools	Education department	11 73.3%	5 62.5%	16 69.6%
		SMC	4 26.7%	3 37.5%	7 30.4%
	Total	15 100.0%	8 100.0%	23 100.0%	

<b>Table 2.9: Social Composition of cooks cum helpers (Totals)</b>					
Area	Category	SC	ST	OBC	Minority
Rural	PS	4	11	1	1
	UPS / MS	1	9	5	-
	Total	5	20	6	1
Urban	PS	1	3	2	-
	UPS / MS	1	6	4	-
	Total	2	9	6	-
Total	PS	5	14	3	1
	UPS / MS	2	15	9	-
	Total	7	29	12	1

The MI has observed that in the sample district the Cook-Cum-Helpers are appointed by the school from the Self-Help Group members and it is noticed that the cooks number is adequate as per the requirement of the school. The cooks are paid an amount of Rs. 1200/- per month as honorarium and it is not paid regularly. The social composition of cook-cum-helpers in the district indicates that majority are ST-29 followed by OBC-12 and 7 belongs to Scheduled Caste.

Figure 2(c): Engagement of Cook-cum-Helpers



**11.INFRASTRUCTURE:**

- (a) Is a pucca kitchen shed-cum-store:
- (b) Constructed and in use
- (c) Constructed but not in use under
- (d) Under construction
- (e) Sanctioned, but constructed not started
- (f) Not sanctioned
- (g) Any other (specify)

Table 2.10: Type of kitchen in the sample schools					
Category			Area		Total
			Rural	Urban	
PS	Type of kitchen	Pucca	6 46.2%	2 50.0%	8 47.1%
		Semi Pucca	5 38.5%	1 25.0%	6 35.3%
		Katcha	2 15.4%	1 25.0%	3 17.6%
	Total	13 100.0%	4 100.0%	17 100.0%	
UPS / MS	Type of kitchen	Pucca	7 46.7%	3 37.5%	10 43.5%
		Semi Pucca	3 20.0%	4 50.0%	7 30.4%
		Katcha	3 20.0%	0 .0%	3 13.0%
		Open	2 13.3%	1 12.5%	3 13.0%
	Total	15 100.0%	8 100.0%	23 100.0%	

The Monitoring team observed that out of 17 sample primary Schools, in 8(47%) Primary Schools, the pucca kitchen shed is available, in 6(35.3%) Semi-pucca Kitchen shed is available. Whereas in 3 (17.6%) schools the kitchen shed are Katcha. In case of 23 Upper Primary Schools, in 10(43.5%) Upper Primary Schools Pucca Kitchen shed is available, in 7(30.4%) Upper Primary Schools Semi-Pucca kitchen shed is available & in 3(13.0%) Upper Primary Schools sheds are katcha.

**12. In case the pucca kitchen shed is not available, where is the food being cooked and where the food grains /other ingredients are being stored?**

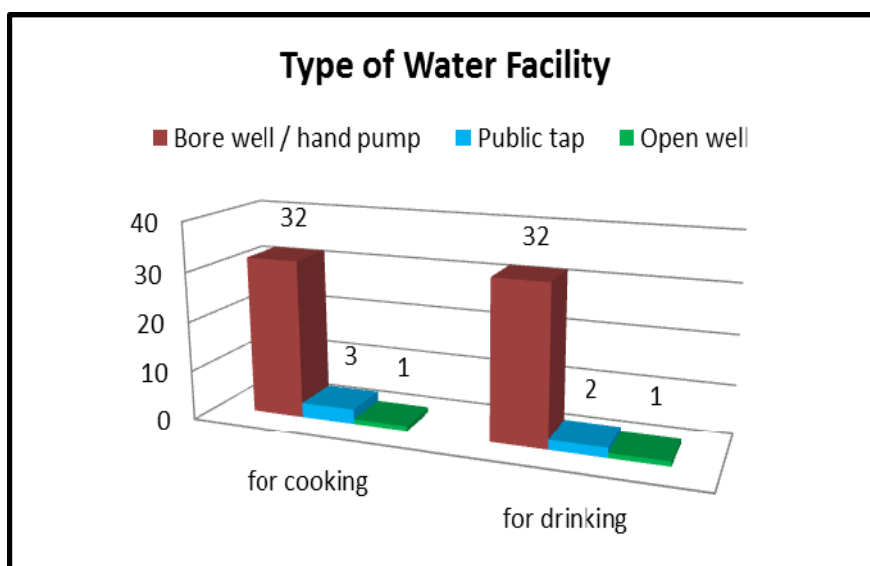
The MI has observed that in case of non-availability of kitchen sheds the SHG women are cooking the MDM open area or the available space like verandah or classroom of the school and served to the students.

**13. Whether potable water is available for cooking and drinking purpose.**

Table 2.11: Type of water facility available for drinking						
Area	Category	Filtered water	Bore well / hand pump	Public tap	Open well	Others
Rural	PS	-	9	1	1	-
	UPS / MS	-	14	-	-	-
	Total	-	23	1	1	-
Urban	PS	-	2	1	-	-
	UPS / MS	-	7	-	-	-
	Total	-	9	1	-	-
Total	PS	-	11	2	1	-
	UPS / MS	-	21	-	-	-
	Total	-	32	2	1	-

The MI has observed that the majority of the sample schools in Balrampur district has water facility for cooking MDM and also for drinking purpose. It is observed that out of 28 rural sample schools, 23 schools use bore well/ hand pump water for cooking MDM and for one school, the source of water is public tap & open well. In case 12 urban sample schools, for 9 schools bore well/hand pump is the source of water and one school uses public tap for cooking MDM.

**Figure 2(d): Type of water facility**



**14. Whether utensils used for cooking food are adequate?**

The MI has noticed that the utensils used for cooking the food in sample schools are found to be adequate.

**15. What is the kind of fuel used? (Gas based/firewood etc.)**

<b>Table 2.12: Type of Fuel used in the Schools for Cooking of MDM</b>					
<b>Category</b>			<b>Area</b>		<b>Total</b>
			<b>Rural</b>	<b>Urban</b>	
PS	Type of Fuel used in the Schools for Cooking of MDM	Firewood	13 100.0%	4 100.0%	17 100.0%
	Total		13 100.0%	4 100.0%	17 100.0%
UPS / MS	Type of Fuel used in the Schools for Cooking of MDM	Gas	0 .0%	1 12.5%	1 4.3%
		Firewood	14 93.3%	7 87.5%	21 91.3%
		Coal	1 6.7%	0 .0%	1 4.3%
	Total		15 100.0%	8 .0%	23 100.0%

Out of 40 sample schools in Balrampur district visited by MI, it is observed that all 17(100%) sample schools & 21(91.3%) Upper Primary schools uses fire wood for cooking MDM. Only one Upper Primary School use gas and coal as fuel for cooking MDM. On the whole it can be concluded that majority of the schools the fire wood is used as fuel for cooking of MDM.

**16. SAFETY & HYGIENE:**

**i. General Impression of the environment, Safety and hygiene:**

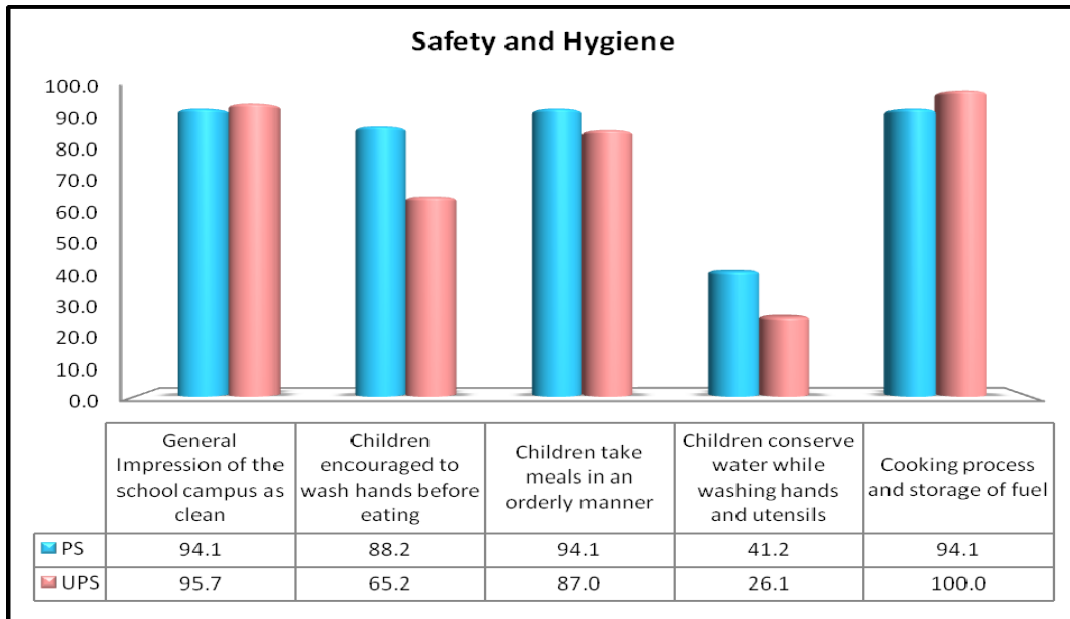
**ii Are children encouraged to wash hands before and after eating**

**iii Do the children par take meals in an orderly manner?**

**Iv Conservation of water?**

**V Is the cooking process and storage of fuel safe, not posing any fire hazard?**

**Figure 2(e): Safety and Hygiene**



The MI has observed the safety and hygiene in the sample schools and noticed that in 94% sample schools the school campus is found clean, 75% sample schools teachers are encouraging the children to wash hands before eating the food. In 90% schools the children take meal in an orderly manner. Whereas in 41% Primary School children conserve water while washing hands and in majority 95% schools the cooking process and storage of fuel is found to be safe.

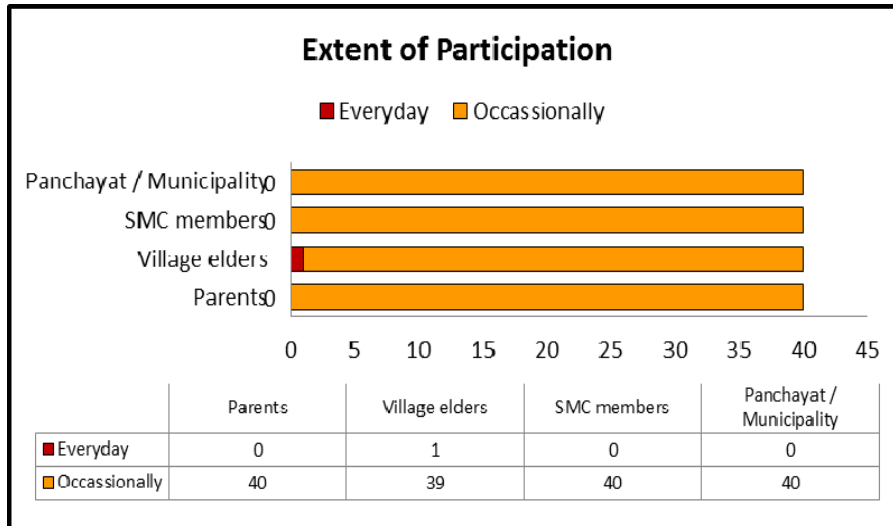


**Children taking MDM in the sample school**

**17. COMMUNITY PARTICIPATION:**

**i. Extent of participation by Parents/SMCs/Panchayat/Urban bodies in daily supervision, monitoring, participation**

**Figure 2(f): Extent of Participation**

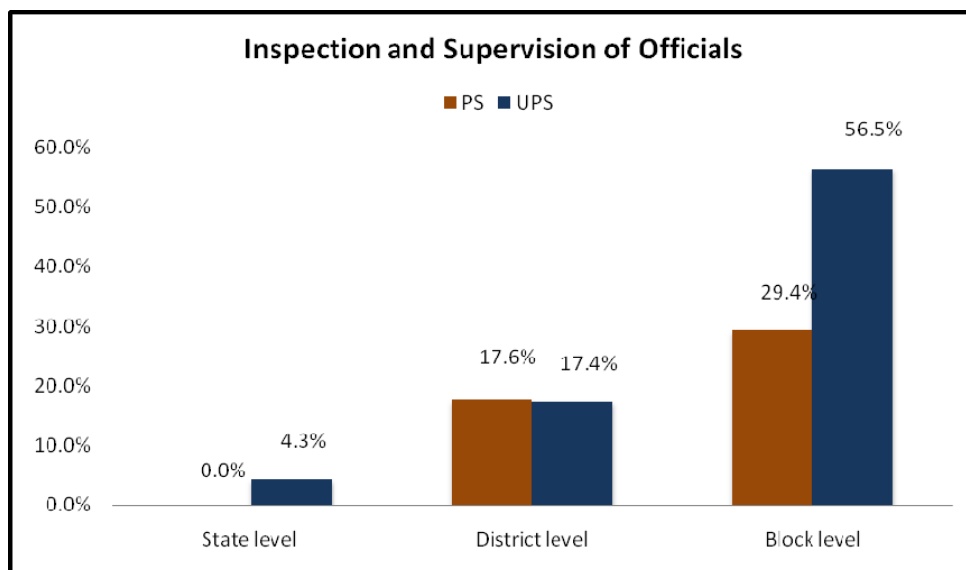


It is observed that in 40 sample schools, the parents, SMC members & panchayati/municipality members participate occasionally in school activities and in 39 schools, village elders participate occasionally in school activities.

**18. INSPECTION & SUPERVISION**

**i. Has the mid- day meal programme been inspected by any state/district/block level officers/officials.**

**Figure 2(g): Inspection and Supervision of Officials**





As far as the inspection of the MDM programme is concerned, the MI has observed that out of 40 sample school, in 4.3% of the Upper Primary Schools state level officials visit the schools and observe implementation of MDM. In 17.6% of the Primary and Upper Primary Schools, the district level officials visit the schools in connection with the MDM programme. It is noticed that in 29.4% of the Primary Schools and 56.5% of the Upper Primary Schools, the Block level officials visit the schools and inspect the MDM.

## **19. IMPACT**

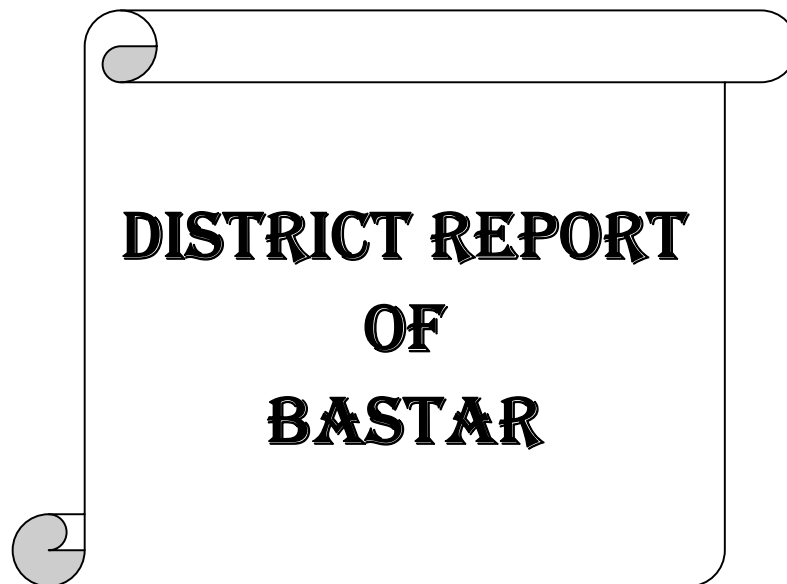
**i. Has the mid-day meal improved the enrollment, attendance of children in school, general wellbeing (nutritional status) of children? Are there any other incidental benefits due to serving cooked meal in schools?**

<b>Table 2.13: MDM improved and attendance of children</b>					
<b>Category</b>			<b>Area</b>		<b>Total</b>
			<b>Rural</b>	<b>Urban</b>	
PS	MDM improved and attendance of children	Yes	9 69.2%	1 25.0%	10 58.8%
		No	4 30.8%	3 75.0%	7 41.2%
	Total	13 100.0%	4 100.0%	17 100.0%	
UPS / MS	MDM improved and attendance of children	Yes	8 53.3%	2 25.0%	10 43.5%
		No	7 46.7%	6 75.0%	13 56.5%
	Total	15 100.0%	8 100.0%	23 100.0%	

The MI has visited 40 sample schools in Balrampur District, and sought the opinions of the Head teacher, teachers, students, school management committee members and Gram Panchayati members to know the impact of MDM programme. It is revealed that the MDM has improved the attendance of the children and majority of the schools and contributed to the well being of the children.

<b>Table 2.14: MDM helped in improving the general health of children</b>					
<b>Category</b>			<b>Area</b>		<b>Total</b>
			<b>Rural</b>	<b>Urban</b>	
PS	MDM helped in improving the general health of children	Yes	10 76.9%	1 25.0%	11 64.7%
		No	3 23.1%	3 75.0%	6 35.3%
	Total		13 100.0%	4 100.0%	17 100.0%
UPS/ MS	MDM helped in improving the general health of children	Yes	6 40.0%	3 37.5%	9 39.1%
		No	9 60.0%	5 62.5%	14 60.9%
	Total		15 100.0%	8 100.0%	23 100.0%

The MI has noticed that among the 40 sample schools, 11 (64.7%) Primary Schools and 9 (39.1%) Upper Primary Schools expressed that the MDM has contributed to the general health of children, and improved the health status but not significantly.



**DISTRICT REPORT  
OF  
BASTAR**

### 3. District Level Half Yearly Monitoring Report

#### District: Bastar

#### 1. REGULARITY IN SERVING MEAL:

i. Whether the school is serving hot cooked meal daily? If there was interruption, what was the extent and reasons for the same?

The Monitoring Institute has monitored 35 schools in Bastar district this includes 21 General Schools, 3 CAL, 3 CWSN, 3 KGBV schools, 4 schools with Civil Works and 1 NRSTC school and the other 5 are porta cabin schools.

Figure 3(a): Sample distribution of MDM Schools

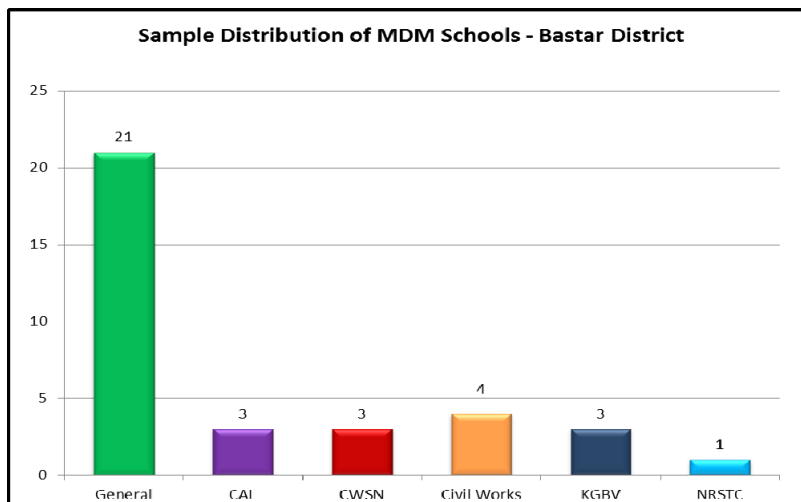


Table 3.1 : Details of serving of hot cooked meal daily in sample schools

Category	Area		Total	
	Rural	Urban		
PS Details of Serving of Hot cooked meal daily in sample schools	Yes	12	4	16
		85.7%	100.0%	88.9%
	No	2	0	2
		14.3%	.0%	11.1%
Total	14	4	18	
	100.0%	100.0%	100.0%	
UPS / MS Details of Serving of Hot cooked meal daily in sample schools	Yes	12	4	16
		92.3%	100.0%	94.1%
	No	1	0	1
		7.7%	.0%	5.9%
Total	13	4	17	
	100.0%	100.0%	100.0%	

Out of the 35 selected sample schools in Bastar district, it is observed that in 16 (88.9%) Primary Schools and 16 (94.1%) Upper Primary Schools, hot meal is provided to school children on daily basis without any interruption. Whereas in 2 (11.1%) Primary Schools and 1 (5.9%) Upper Primary School the hot meal is not served.



**Children taking their meals in the sample school**

## **2. TRENDS:**

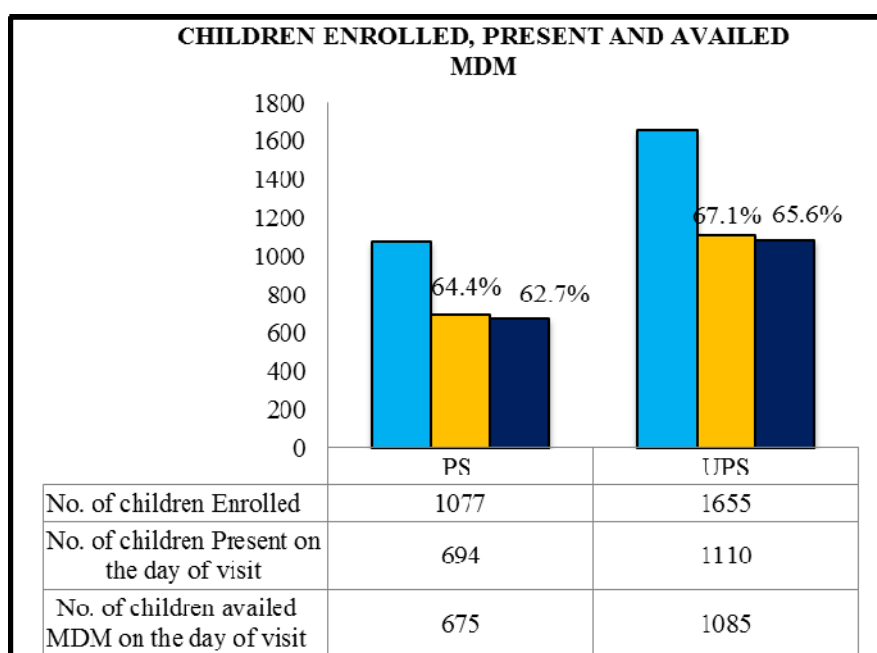
### **i. Extent of variation (As per school records vis-à-vis Actual on the day of visit)**

The Monitoring Institute has observed the enrollment, attendance as per the school registers and the actual number of children who availed MDM on the day of MI visit. In 27 rural schools the total number of children enrolled are 2036 out of which the attendance as per the registers indicates 1321 (64.9%) whereas on the day of MI visits 1283 (63.0%) children have availed the MDM. In case 8 Urban Schools, the enrolment of children 696 the attendance as per the registers is 483( 69.4%) whereas the number of children who availed MDM is 477(68.5%) on the day of MI visit.

The MI observed that there is variation in children's attendance and consumption of MDM in sample schools.

Table 3.2 : Details of children and availment of MDM				
Location	Category	Enrolment	Number of children attended	Number of children present for MDM
Rural	PS	814	511 (62.8%)	493 (60.6%)
	UPS / MS	1222	810 (66.3%)	790 (64.6%)
	Total	2036	1321 (64.9%)	1283 (63.0%)
Urban	PS	263	183 (69.6%)	182 (69.2%)
	UPS / MS	433	300 (69.3%)	295 (68.1%)
	Total	696	483 (69.4%)	477 (68.5%)
Total	PS	1077	694 (64.4%)	675 (62.7%)
	UPS / MS	1655	1110 (67.1%)	1085 (65.6%)
	Total	2732	1804 (66.0%)	1760 (64.4%)

Figure 3(b): Children enrollment, attendance and availment of MDM in the sample schools





**Serving of MDM in the sample school**

**3. REGULARITY IN DELIVERING FOOD GRAINS TO SCHOOL LEVEL:**

- (i) Is school receiving food grain regularly? If there is delay in delivering food grains, what is the extent of delay and reasons for the same?**
- (ii) Is buffer stock of one-month's requirement is maintained?**
- (iii) Is the food grains delivered at the school?**

The monitoring institute noticed that ,in 44.4 % of Primary Schools and 58.8% Upper Primary Schools the food grains are delivered to schools regularly. The monitoring institute has observed the regular supply of food grains in majority of the sample schools and the delay of food grains is noticed in few schools: however, the food grains are kept with the fair price dealer in some of the sample schools.

With regard to the maintenance of Buffer stock (One month's requirement of food grain), it is observed that the buffer stock is being maintained in all (18) sample Primary Schools and 80.0% Upper Primary Schools. Where as in MS Kevaramunda, MS Sargipal, PS Guchaguda, PS Kondulur, MS Kamnar buffer stock is not maintained.

<b>Table 3.3 : Place of storage of food grain (Buffer stock) in the sample schools</b>					
<b>Category</b>		<b>Area</b>		<b>Total</b>	
		<b>Rural</b>	<b>Urban</b>		
PS	Place of storage of food grain (Buffer stock)	Classroom	6	1	7
			42.9%	25.0%	38.9%
		HM's room	2	0	2
			14.3%	.0%	11.1%
	SMC president's house	0	1	1	
		.0%	25.0%	5.6%	
	Others	6	2	8	
		42.9%	50.0%	44.4%	
Total		14	4	18	
		100.0%	100.0%	100.0%	
UPS / MS	Place of storage of food grain (Buffer stock)	Classroom	3	1	4
			23.1%	25.0%	23.5%
		SMC president's house	4	1	5
			30.8%	25.0%	29.4%
	Others	6	2	8	
		46.2%	50.0%	47.1%	
Total		13	4	17	
		100.0%	100.0%	100.0%	

Since the substantial number of school do not have proper kitchen, cum store , the food grains are being stored in the class rooms, HM's room, often in cooks house and SMC president house. It is observed that, out of 40 schools in 9 schools, the food grains storage point is class room, in 2 schools, the storage point of food grains is HM's room and in 4 schools, the storage point is SMC's presidents house. In 6 schools the storage points are other places like the cooks house& SHG house.





**Storage of grains in the sample school**

#### **4. REGULARITY IN DELIVERING COOKING COST TO SCHOOL:**

- (i) Is school receiving cooking cost in advance regularly? If there is delay in delivering cooking cost what is the extent of delay and reasons for it?**
- (ii) In case of delay, how schools manage to ensure that there is no disruption in the feeding programme?**
- (iii) Is cooking cost paid by Cash or through banking channel?**

The MI has observed that among the sample schools the majority of the schools that they are revealed that they are receiving cooking cost not regularly, there is a delay, however, they are ensuring that without any disturbance the MDM is being implemented. The cooking cost is paid through e-banking system.

#### **5. SOCIAL EQUITY:**

- i. Did you observe any gender or caste or community discrimination in cooking or serving or seating arrangements?**

In all the Schools Monitoring team observed that there is no gender, caste and community discrimination in cooking /serving/ seating arrangements

#### **6. VARIETY OF MENU:**

- i. Has the school displayed its weekly menu, and is it able to adhere to the menu displayed?**

As per the norms the schools have to display the menu boards in noticeable places of the school premise and follow the same daily. Monitoring team noticed that out of 35 Sample Schools, in 3 Primary Schools and 4 Upper Primary Schools menu was displayed and following the menu accordingly. Whereas in 13 Upper primary Schools and 15 Primary Schools deviation is seen in the implemented menu.

Category			Area		Total
			Rural	Urban	
PS	Daily menu	Yes	2 14.3%	1 25.0%	3 16.7%
		No	12 85.7%	3 75.0%	15 83.3%
	Total	14 100.0%	4 100.0%	18 100.0%	
UPS / MS	Daily menu	Yes	2 15.4%	2 50.0%	4 23.5%
		No	11 84.6%	2 50.0%	13 76.5%
	Total	13 100.0%	4 100.0%	17 100.0%	

मध्याह्न भोजन का मीनू					
दिन	मध्याह्न भोजन का मीनू	दाल की मात्रा (ग्राम में)	दही सब्जी की मात्रा (ग्राम में)	तेल की मात्रा (ग्राम में)	अन्य
सोमवार	चावल / सोमर दाल (कुम्हड़ा, लौकी, मुतंगा, या अन्य दही सब्जी मिलाकर सोमर) पापड़	20 ग्राम	50 ग्राम	5 ग्राम	उपलब्धता के आधार पर मौसमी फल सुड चना
मंगलवार	चावल / पंचरत्न दाल (मूंग, प्रहर, चना, उड़द, मसूर आदि पंचरत्न दाल) दही सब्जी	"	"	"	"
बुधवार	चावल / फाहे दाल / सब्जी (आलू चना या क्वान् मटर या आलू दुर्गा) प्रचार	"	"	"	"
गुरुवार	चावल पंचरत्न दाल (मूंग, प्रहर, चना, उड़द, मसूर आदि पंचरत्न दाल) दही सब्जी	"	"	"	"
शुक्रवार	चावल / फाहे दाल / सब्जी (आलू सोयाबीन बट्टी अचार प्रथा केज फुलात, टमाटर की फ्राई चटनी, पापड़, दूध के साथ सीर व अक्रांत चना (15 ग्राम))	"	"	"	"
शनिवार		"	"	"	"

**Display of menu board in sample school**

7. (i) Is there variety in the food served or is the same food served daily? Does the daily menu include rice / wheat preparation, dal and vegetables?

(ii) Does the daily menu include rice / wheat preparation, dal and vegetables?

The MI has noticed that in MDM variety of foods are served on daily basis and the menu include rice, dal, vegetables and sometimes achar and papad.

**8. QUALITY & QUANTITY OF MEAL:**

**Feedback from children on**

- a) **Quality of meal:**
- b) **Quantity of meal:**
- c) **{If children were not happy Please give reasons and suggestions to improve.}**

Monitoring team observed that out of 35 Sample Schools, children of 4 Schools is felt good about the quality of meal served in the schools. In 31 schools, children are satisfied with the quality of food provided. In 2 schools the quality of food provided is good. And in 23 schools, children are satisfied with the quality of food provided on the whole the children are satisfied with the quality of the Mid-Day-Meal in the sample district.

<b>Table 3.5 : Feedback of students on Quality of Mid-Day-Meal</b>					
<b>Category</b>			<b>Area</b>		<b>Total</b>
			<b>Rural</b>	<b>Urban</b>	
PS	Quality of meal	Good	0 .0%	1 25.0%	1 5.6%
		Satisfactory	14 100.0%	3 75.0%	17 94.4%
	Total		14 100.0%	4 100.0%	18 100.0%
UPS / MS	Quality of meal	Good	1 7.7%	0 .0%	1 5.9%
		Satisfactory	12 92.3%	4 100.0%	16 94.1%
	Total		13 100.0%	4 100.0%	17 100.0%

Category			Area		Total
			Rural	Urban	
PS	Quantity of meal	Good	1 7.1%	1 25.0%	2 11.1%
		Satisfactory	13 92.9%	3 75.0%	16 88.9%
	Total		14 100.0%	4 100.0%	18 100.0%
UPS / MS	Quantity of meal	Good	2 15.4%	0 .0%	2 11.8%
		Satisfactory	11 84.6%	4 100.0%	15 88.2%
	Total		13 100.0%	4 100.0%	17 100.0%

The Monitoring team observed that out of 35 sample schools, children of 4 schools felt good about the quantity of the meal served in schools and in 31 schools children are satisfied with the quantity of food provided. On the whole the children are satisfied with the quantity of meal supplied in Mid-Day-Meals.

#### **9.SUPPLEMENTARY:**

- (i) Whether children are given micronutrients (Iron, folic acid, vitamin – A dosage) and de-worming medicine periodically?
- (ii) Who administers these medicines and at what frequency?
- (iii) Is there school Health Card maintained for each child?

Category			Area		Total
			Rural	Urban	
PS	Distribution of micro nutrients like Folic Acid, Iron and Vit A in Sample schools	Yes	8 57.1%	1 25.0%	9 50.0%
		No	6 42.9%	3 75.0%	9 50.0%
	Total		14 100.0%	4 100.0%	18 100.0%
UPS / MS	Distribution of micro nutrients like Folic Acid, Iron and Vit A in Sample schools	Yes	12 92.3%	4 100.0%	16 94.1%
		No	1 7.7%	0 .0%	1 5.9%
	Total		13 100.0%	4 100.0%	17 100.0%

It is observed by MI that out of 18 Primary Schools, in 9 (50.0%) schools micro nutrients like Folic acid, iron and Vitamin A are distributed. With respect to the 17 Upper Primary Schools, in 16 (94.1%) schools micro nutrients like Folic acid, iron and Vitamin A are distributed to children. The nutrients are provided weekly/monthly basis in majority of the schools. It is observed that the micro nutrient support is provided in convergence with the health department. Schools which are not supplementing micro nutrients are PS Dokrighat Para, PS Kumharpara, MS Kevaramunda, MS Sonarpal, PS Karitarai, PS Kondalur, PS Pedapara Belar, PS Koyanapara PS Kondulur and PS Jamguda. Most of the schools the micro nutrients are administered on a weekly basis by the teachers only.

#### **10.STATUS OF COOKS:**

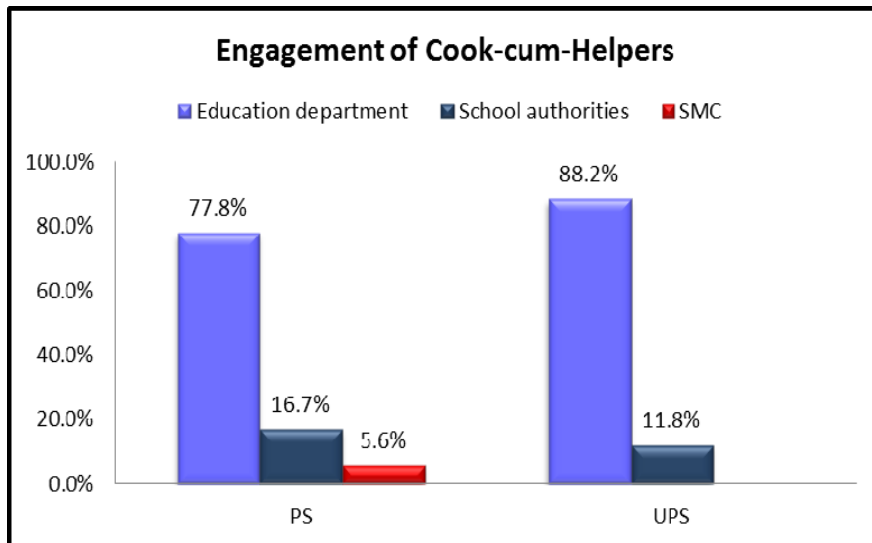
- (i) **Who cooks and serves the meal? (Cook/helper appointed by the Department or Self Help Group, or NGO or Contractor)**
- (ii) **Is the number of cooks and helpers adequate to meet the requirement of the school?**
- (iii) **What is remuneration paid to cooks/helpers?**
- (iv) **Are the remuneration paid to cooks/helpers regularly?**
- (v) **Social Composition of cooks /helpers? (SC/ST/OBE/Minority).’**

Category			Area		Total
			Rural	Urban	
PS	Who engaged cook-cum-helpers at schools	Education department	12 85.7%	2 50.0%	14 77.8%
		School authorities	2 14.3%	1 25.0%	3 16.7%
	SMC	0 .0%	1 25.0%	1 5.6%	
	Total	14 100.0%	4 100.0%	18 100.0%	
UPS / MS	Who engaged cook-cum-helpers at schools	Education department	12 92.3%	3 75.0%	15 88.2%
		School authorities	1 7.7%	1 25.0%	2 11.8%
	Total	13 100.0%	4 100.0%	17 100.0%	

Area	Category	SC	ST	OBC	Minority
Rural	PS	-	12	2	-
	UPS / MS	2	10	3	-
	Total	2	22	5	-
Urban	PS	1	2	3	-
	UPS / MS	1	-	3	1
	Total	2	2	6	1
Total	PS	1	14	5	-
	UPS / MS	3	10	6	1
	Total	4	24	11	1

The MI has observed that in the sample district the Cook-Cum-Helpers are appointed by the school from the Self-Help Group members and it is noticed that the cooks number is adequate as per the requirement of the school. The cooks are paid an amount of Rs. 1200/- per month as honorarium and it is not paid regularly. The social composition of cook-cum-helpers in the district indicates that majority are ST-24 followed by OBC-11 and 4 belongs to Scheduled Caste.

**Figure 3(c): Engagement of Cook-cum-Helpers**



## **11. INFRASTRUCTURE:**

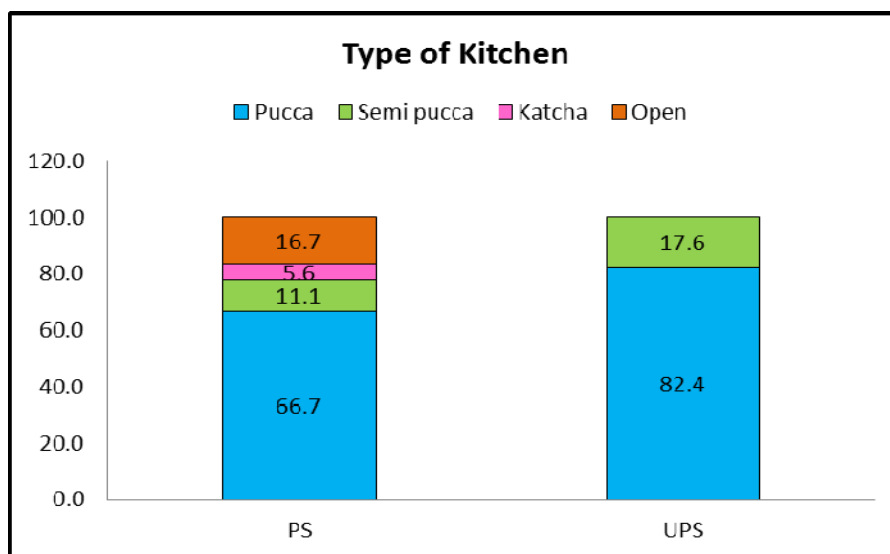
- (a) Is a pucca kitchen shed-cum-store:**
- (b) Constructed and in use**
- (c) Constructed but not in use under**
- (d) Under construction**
- (e) Sanctioned, but constructed not started**
- (f) Not sanctioned**

**(g) Any other (specify)**

The MI has observed that among the sample schools, 26 schools are having pucca kitchen sheds, 5 schools are having semi-pucca kitchen sheds and only school is having katcha kitchen shed. Whereas 3 schools the cooking agencies are cooking MDM in the open area of the school because these schools are not having kitchen shed facility.

<b>Table 3.10: Type of kitchen facility in the sample schools</b>					
<b>Category</b>			<b>Area</b>		<b>Total</b>
			<b>Rural</b>	<b>Urban</b>	
PS	Type of kitchen	Pucca	9 64.3%	3 75.0%	12 66.7%
		Semi Pucca	1 7.1%	1 25.0%	2 11.1%
		Katcha	1 7.1%	0 .0%	1 5.6%
		Open	3 21.4%	0 .0%	3 16.7%
		Total	14 100.0%	4 100.0%	18 100.0%
UPS / MS	Type of kitchen	Pucca	10 76.9%	4 100.0%	14 82.4%
		Semi Pucca	3 23.1%	0 .0%	3 17.6%
		Total	13 100.0%	4 100.0%	17 100.0%

**Figure 3(d): Type of Kitchen**



**12. In case the pucca kitchen shed is not available, where is the food being cooked and where the food grains /other ingredients are being stored?**

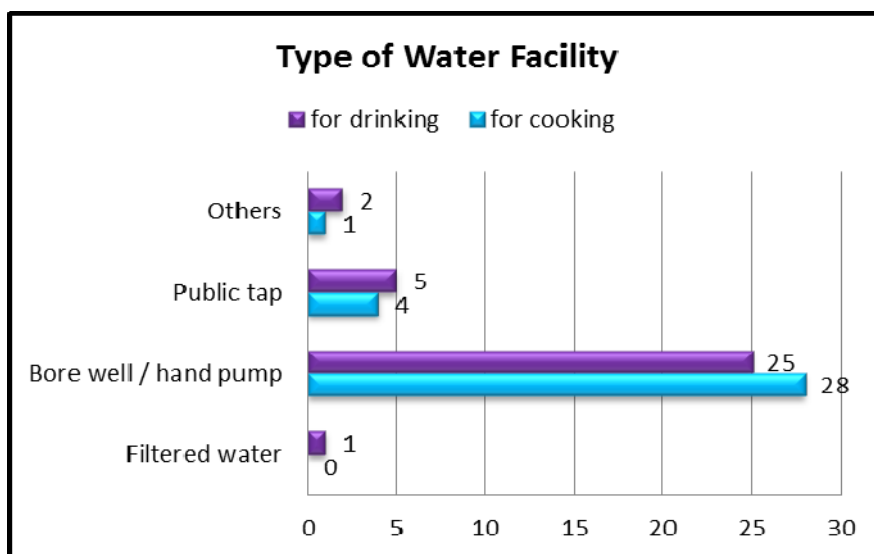
The MI has observed that in case of non-availability of kitchen sheds the SHG women are cooking the MDM in open area or the available space like verandah or classroom of the school and served to the students.

**13. Whether potable water is available for cooking and drinking purpose.**

Area	Category	Filtered water	Bore well / hand pump	Public tap	Open well	Others
Rural	PS	-	12	1	-	-
	UPS / MS	-	10	2	-	-
	Total	-	22	3	-	-
Urban	PS	-	2	2	-	1
	UPS / MS	1	1	-	-	1
	Total	1	3	2	-	2
Total	PS	-	14	3	-	1
	UPS / MS	1	11	2	-	1
	Total	1	25	5	-	2

The MI has observed that among the sample schools 25 are having bore well/ hand pump, in 5 schools are having public tap followed by 2 schools are having other source of water like lifting from the well or pump.

**Figure 3(e): Type of water facility**





**14. Whether utensils used for cooking food are adequate?**

The MI has noticed that the utensils used for cooking the food in sample schools are found to be adequate.

**15. hat is the kind of fuel used? (Gas based/firewood etc.)**

Category			Area		Total
			Rural	Urban	
PS	Type of Fuel used in the Schools for Cooking of MDM	Gas	2 14.3%	0 .0%	2 11.1%
		Firewood	11 78.6%	4 100.0%	15 83.3%
		Others	1 7.1%	0 .0%	1 5.6%
	Total	14 100.0%	4 100.0%	18 100.0%	
UPS / MS	Type of Fuel used in the Schools for Cooking of MDM	Firewood	11 84.6%	4 100.0%	15 88.2%
		Others	2 15.4%	0 .0%	2 11.8%
	Total	13 100.0%	4 100.0%	17 100.0%	

Out of the 35 sample schools of Bastar district, the MI has observed that out of 18 Primary Schools, 2 (11.1%) schools use gas as a fuel and 15 (83.3%) schools use firewood as the principal source for cooking MDM. Whereas one 1 (5.6%) use other sources as a fuel for cooking food. In case of 17 Upper Primary Schools, 15 (88.2%) schools use firewood as the principal source for cooking MDM and 2 (11.8%) schools use other sources for cooking food.

**16. SAFETY & HYGIENE:**

**i. General Impression of the environment, Safety and hygiene:**

**ii Are children encouraged to wash hands before and after eating**

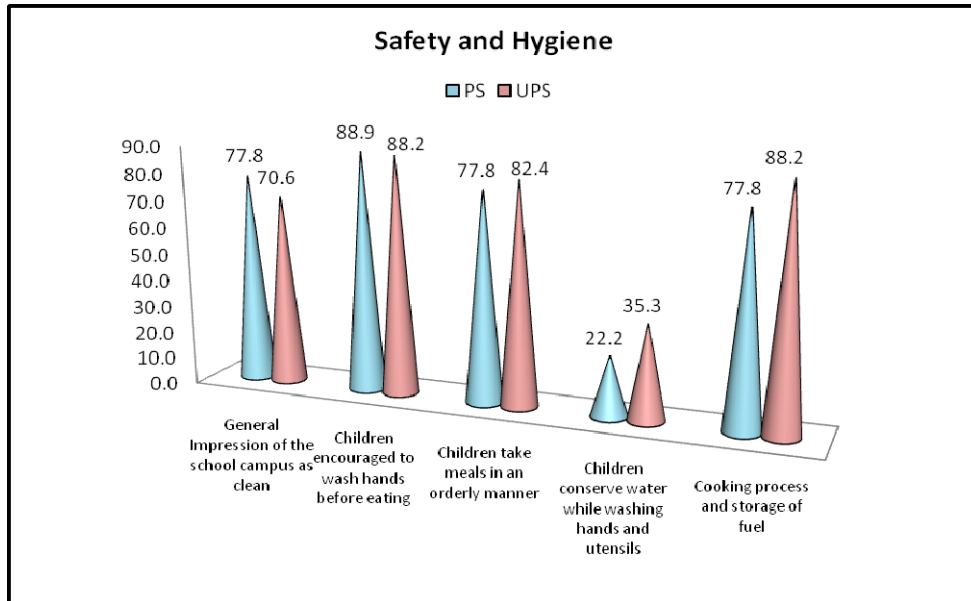
**iii Do the children par take meals in an orderly manner?**

**Iv Conservation of water?**

**V Is the cooking process and storage of fuel safe, not posing any fire hazard?**

The monitoring institute has observed in all (35) the sample schools SHGs are supplying the food under MDM and noticed that in 14(77.8%) Primary Schools and 12(70.6%) in Upper Primary Schools have clean campus. In 16 (88.9%) Primary Schools and 15 (88.2%) Upper Primary Schools, it is observed that teachers are encouraging the children to wash hands before and after the meal, In 14(77.8 %) sample Primary Schools and 14 (82.4 %) Upper Primary Schools, it is observed that children are taking meals in an orderly manner, followed by school children conserving water while washing hands and utensils. In 77.8% Primary Schools and 88.2% Upper Primary Schools, MI has noticed that the cooking process and storage of fuel are in safe condition and safe from fire hazard.

**Figure 3(f): Safety and Hygiene**

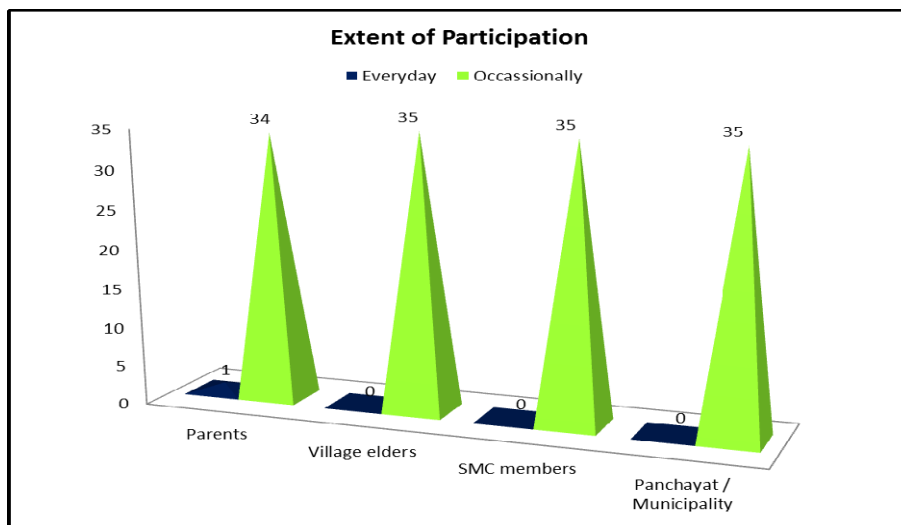


**17. COMMUNITY PARTICIPATION:**

**i. Extent of participation by Parents/SMCs/Panchayat/Urban bodies in daily supervision, monitoring, participation**

The Monitoring Institute has observed the extent of participation of parents, SMC members, panchayat and municipality members in school authorities. Among the 35 sample schools, in all (35) the schools, village elders, SMC members, panchayat and municipality members visit school occasionally/participate occasionally in school authorities. In 34 schools parents participate occasionally in school activities.

**Figure 3(g): Extent of Participation**

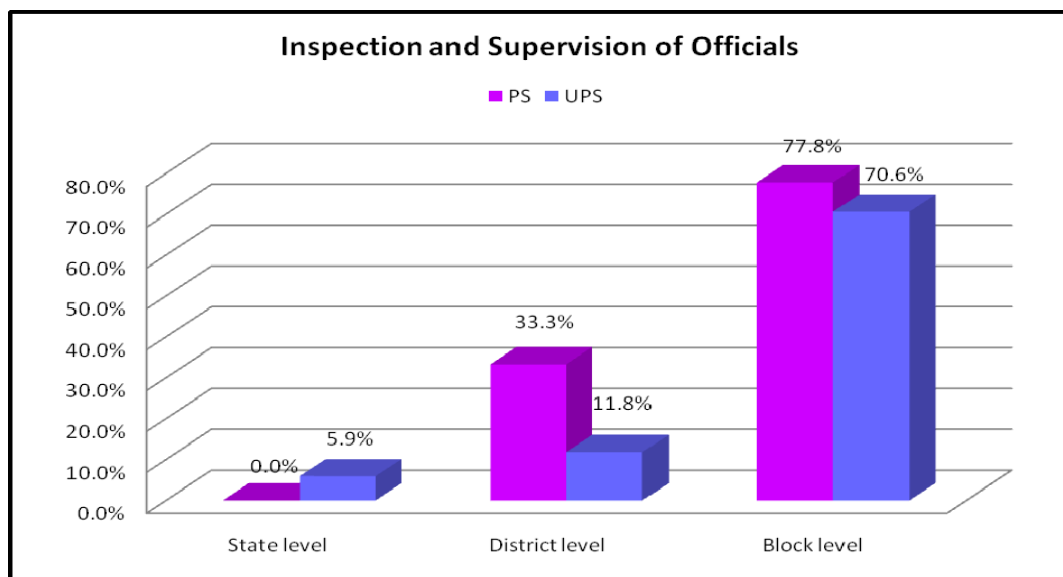


## **18. INSPECTION & SUPERVISION**

### **i. Has the mid- day meal programme been inspected by any state/district/block level officers/officials.**

As far as the inspection of MDM programme in schools is concerned it is observed by the MI that out of the selected sample schools, in 5.9% of the Upper Primary Schools, it is reported that state level officials visit and observe the implementation of MDM. In 33.3% of the Primary Schools and 11.8% Upper Primary Schools, it is noticed that district level officials visit the schools to inspect MDM. 77.8% of the Primary Schools and 70.6% of Upper Primary Schools are visited mandal level officials.

**Figure 3(h): Inspection & Supervision of officials**



## **19. IMPACT**

### **i. Has the mid-day meal improved the enrollment, attendance of children in school, general wellbeing (nutritional status) of children? Are there any other incidental benefits due to serving cooked meal in schools?**

During the monitoring visit to 35 sample schools of Bastar district the monitoring team has collected the opinions of head teacher, teachers, students, school management committee members and gram Panchayat members to know the impact of mid-day meal programme.

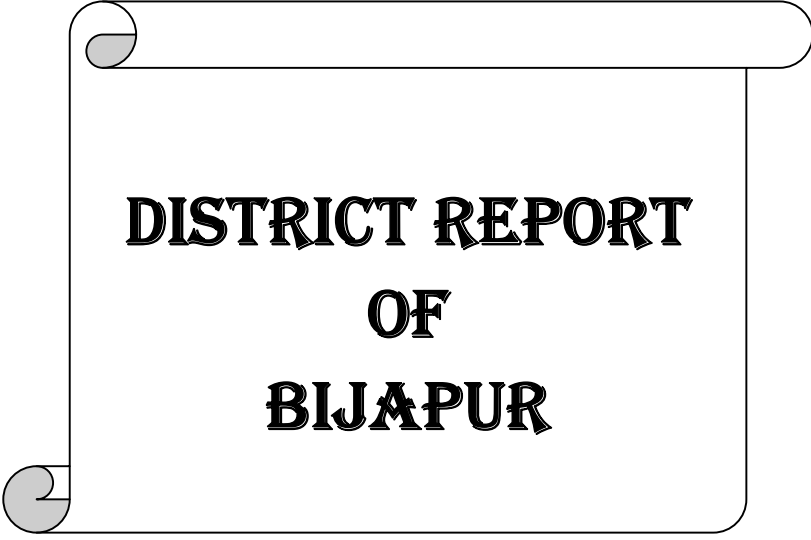
In 13 (72.2 %) Primary schools and in 15 (88.2%) Upper Primary Schools, it is opined that the mid-day meal programme has improved the enrollment and attendance of the children.

In 15 (83.3 %) Primary schools and 14 (82.4%) Upper Primary Schools, it is reported that the mid-day meal has improved the general health of children.

<b>Table 3.13 : MDM improved and attendance of children</b>					
Category			Area		Total
			Rural	Urban	
PS	MDM improved and attendance of children	Yes	10 71.4%	3 75.0%	13 72.2%
		No	4 28.6%	1 25.0%	5 27.8%
	Total		14 100.0%	4 100.0%	18 100.0%
UPS / MS	MDM improved and attendance of children	Yes	11 84.6%	4 100.0%	15 88.2%
		No	2 15.4%	0 .0%	2 11.8%
	Total		13 100.0%	4 100.0%	17 100.0%

<b>Table 3.14: MDM helped in improving the general health of children</b>					
Category			Area		Total
			Rural	Urban	
PS	MDM helped in improving the general health of children	Yes	11 78.6%	4 100.0%	15 83.3%
		No	3 21.4%	0 .0%	3 16.7%
	Total		14 100.0%	4 100.0%	18 100.0%
UPS / MS	MDM helped in improving the general health of children	Yes	10 76.9%	4 100.0%	14 82.4%
		No	3 23.1%	0 .0%	3 17.6%
	Total		13 100.0%	4 100.0%	17 100.0%

\*\*\*\*\*



**DISTRICT REPORT  
OF  
BIJAPUR**

#### 4. District Level Half Yearly Monitoring Report

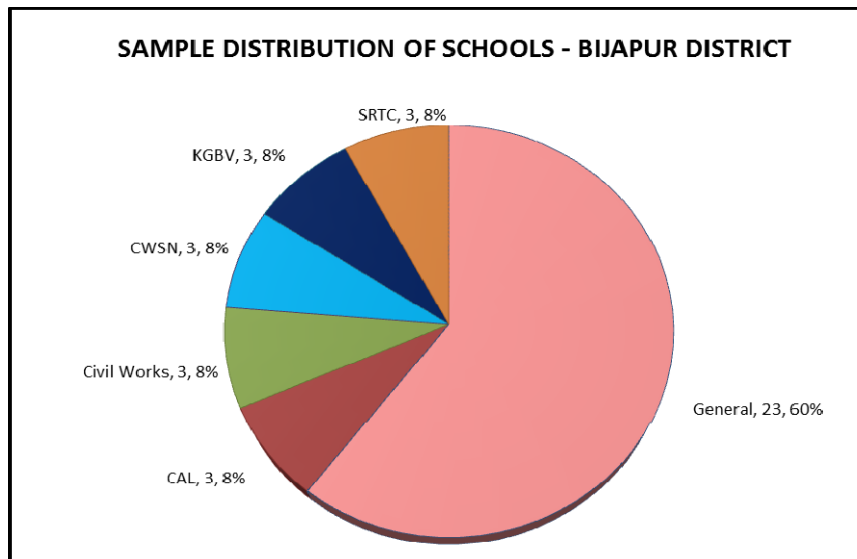
##### District: Bijapur

##### 1. REGULARITY IN SERVING MEAL:

i. Whether the school is serving hot cooked meal daily? If there was interruption, what was the extent and reasons for the same?

The Monitoring Institute has monitored 38 schools in Bijapur district, this includes 19 Primary and 19 Upper Primary Schools, 3 Civil Work, 3 CAL schools, 3 CWSN and 3 SRTC. Out 38 sample schools, in 32 schools the MDM is being implemented by the SHGs and in 6 schools the food is supplied through centralized kitchen.

**Figure 4(a): Sample Distribution of schools**



Category	Details of Serving of Hot cooked meal daily in sample schools	Area		Total
		Rural	Urban	
PS	Yes	13	6	19
	100.0%	100.0%	100.0%	
Total		13	6	19
		100.0%	100.0%	100.0%
UPS / MS	Yes	13	6	19
	100.0%	100.0%	100.0%	
Total		13	6	19
		100.0%	100.0%	100.0%

Out of the 38 selected sample schools in Bijapur district, it is observed in all the sample schools (19 Primary Schools and 19 Upper Primary Schools), it is found that hot, cooked meal is served to children on daily basis without any interruption.

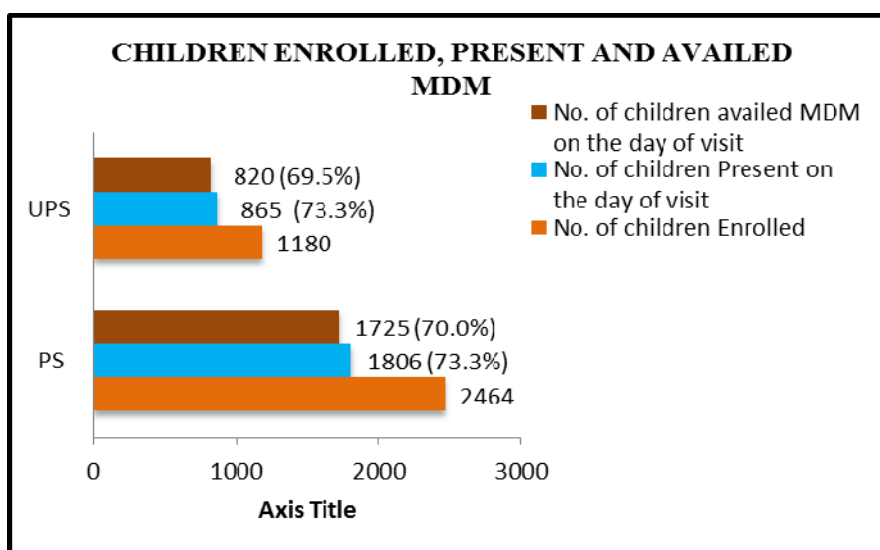
**2. TRENDS:**

**i. Extent of variation (As per school records vis-à-vis Actual on the day of visit)**

Location	Category	Enrolment	Number of children attended	Number of children present for MDM
Rural	PS	2075	1474 (71.0%)	1402 (67.6%)
	UPS / MS	663	455 (68.6%)	454 (68.5%)
	Total	2738	1929 (70.5%)	1856 (67.8%)
Urban	PS	389	332 (85.3%)	323 (83.0%)
	UPS / MS	517	410 (79.3%)	366 (70.8%)
	Total	906	742 (81.9%)	689 (76.0%)
Total	PS	2464	1806 (73.3%)	1725 (70.0%)
	UPS / MS	1180	865 (73.3%)	820 (69.5%)
	Total	3644	2671 (73.3%)	2545 (69.8%)

The Monitoring team visited 38 sample schools and among these 19 rural schools and 19 urban schools, which includes both Primary and Upper Primary Schools. In rural schools, the total enrollment of children is 2738, out of 2738 enrolled children 1856 (67.8%) children availed MDM. In urban areas, the total enrollment of children is 906, out of 906 enrolled children 689 (76.0%) children are availing MDM.

**Figure 4(b): Children enrollment, attendance and availment of MDM in the sample schools**



### **3. REGULARITY IN DELIVERING FOOD GRAINS TO SCHOOL LEVEL:**

**(i) Is school receiving food grain regularly? If there is delay in delivering food grains, what is the extent of delay and reasons for the same?**

**(ii) Is buffer stock of one-month's requirement is maintained?**

**(iii) Is the food grains delivered at the school?**

In 38 sample schools of Bijapur district, the MI has noticed that in 42.1% of the Primary Schools and 31.6% Upper Primary Schools the food grains are delivered to schools regularly.

With regard to the maintenance of buffer stock (One month's requirement of food grain), it is observed that the buffer stock is being maintained in 78.9% sample primary schools and 84.2% Upper Primary Schools. They are, MS Toyanar, KGBV Naimed, PS Janpad, PS Cheramangi, PS Toyanar, PS Bhopalpatnam, and MS Pushnar .

Category			Area		Total
			Rural	Urban	
PS	Place of storage of food grain (Buffer stock)	Classroom	7 53.8%	3 50.0%	10 52.6%
		HM's room	2 15.4%	0 .0%	2 10.5%
		Others	4 30.8%	3 50.0%	7 36.8%
	Total	13 100.0%	6 100.0%	19 100.0%	
UPS / MS	Place of storage of food grain (Buffer stock)	Classroom	1 7.7%	4 66.7%	5 26.3%
		HM's room	3 23.1%	1 16.7%	4 21.1%
		SMC president's house	1 7.7%	0 .0%	1 5.3%
	Others	8 61.5%	1 16.7%	9 47.4%	
Total	13 100.0%	6 100.0%	19 100.0%		



#### **4. REGULARITY IN DELIVERING COOKING COST TO SCHOOL:**

(i) Is school receiving food grain regularly? If there is delay in delivering food grains, what is the extent of delay and reasons for the same?

(ii) Is buffer stock of one-month's requirement is maintained?

(iii) Is the food grains delivered at the school?

The MI has observed that among the sample schools the majority of the schools that they are revealed that they are receiving cooking cost not regularly, there is a delay, however, they are ensuring that with out any disturbance the MDM is being implemented. The cooking cost is paid through e-banking system.

#### **5. SOCIAL EQUITY:**

i. Did you observe any gender or caste or community discrimination in cooking or serving or seating arrangements?

In all the Schools Monitoring team observed that there is no gender, caste and community discrimination in cooking /serving/ seating arrangements

#### **6. VARIETY OF MENU:**

i. Has the school displayed its weekly menu, and is it able to adhere to the menu displayed?

As per the norms, the schools have to display the menu boards in noticeable places of the school premise and follow the same daily. Monitoring team noticed that out of 38 Sample Schools, in 9 Schools (7 Primary Schools and 2 Upper Primary Schools) daily menu was displayed and are following the menu and 12 Primary Schools deviation is seen from following the menu. The MI has noticed deviation from the menu in 12 Primary and 17 Upper Primary Schools.

Category	Area		Total		
	Rural	Urban			
PS	Daily menu	Yes	3 23.1%	4 66.7%	7 36.8%
		No	10 76.9%	2 33.3%	12 63.2%
	Total	13 100.0%	6 100.0%	19 100.0%	
UPS / MS	Daily menu	Yes	1 7.7%	1 16.7%	2 10.5%
		No	12 92.3%	5 83.3%	17 89.5%
	Total	13 100.0%	6 100.0%	19 100.0%	

7. (i) Is there variety in the food served or is the same food served daily? Does the daily menu include rice / wheat preparation, dal and vegetables?

(ii) Does the daily menu include rice / wheat preparation, dal and vegetables?

The MI has noticed that in MDM variety of foods are served on daily basis and the menu include rice, dal, vegetables and sometimes achar and papad.

**8. QUALITY & QUANTITY OF MEAL:**

**Feedback from children on**

- a) Quality of meal:
- b) Quantity of meal:
- c) {If children were not happy Please give reasons and suggestions to improve.}

Monitoring team observed that out of 38 Sample Schools, in 4 Schools the children felt good about the quantity of meal served in the schools and in 34 schools children are satisfied with the food provided. Out of 19 sample Upper Primary Schools, in majority i.e. students of 18 schools revealed that the quality of meal is satisfactory and in 1 school, students stated that the quality of meal is good.

<b>Table 4.5 : Feedback of students on Quality of Mid-Day-Meal</b>					
<b>Category</b>			<b>Area</b>		<b>Total</b>
			<b>Rural</b>	<b>Urban</b>	
PS	Quality of meal	Good	1 7.7%	1 16.7%	2 10.5%
		Satisfactory	12 92.3%	5 83.3%	17 89.5%
	Total		13 100.0%	6 100.0%	19 100.0%
UPS / MS	Quality of meal	Good	1 7.7%	0 .0%	1 5.3%
		Satisfactory	12 92.3%	6 100.0%	18 94.7%
	Total		13 100.0%	6 100.0%	19 100.0%

Category			Area		Total
			Rural	Urban	
PS	Quantity of meal	Good	1 7.7%	1 16.7%	2 10.5%
		Satisfactory	12 92.3%	5 83.3%	17 89.5%
	Total	13 100.0%	6 100.0%	19 100.0%	
UPS / MS	Quantity of meal	Good	2 15.4%	0 .0%	2 10.5%
		Satisfactory	11 84.6%	6 100.0%	17 89.5%
	Total	13 100.0%	6 100.0%	19 100.0%	

#### **9.SUPPLEMENTARY:**

- i) Whether children are given micronutrients (Iron, folic acid, vitamin – A dosage) and de-worming medicine periodically?**
- (ii) Who administers these medicines and at what frequency?**
- (iii) Is there school Health Card maintained for each child?**

It is observed by MI that out of the 19 selected sample Primary Schools, 9 (47.4%) schools provide micro nutrients like folic acid, iron and vitamin A.

In case of 19 sample Upper Primary Schools, MI has noticed that in all the sample schools micro nutrients like Folic Acid, Iron and Vitamin A are distributed. It is observed that the micro nutrients support is provided in convergence with the Health department. Schools which are not supplementing micro nutrients are PS Jailwada, PS Malgoda, PS Janpad, PS Cheramangi, PS Murkenar, PS Preet Vihar Colony, PS Chinnakodepal, PS Bhopalpatnam, PS Garhpara, MS Dharma, PS Karremarka, and PS Kodoli.

Table 4.7 : Distribution of micro nutrients like Folic Acid, Iron and Vit A in Sample schools					
Category			Area		Total
			Rural	Urban	
PS	Distribution of micro nutrients like Folic Acid, Iron and Vit A in Sample schools	Yes	5 38.5%	4 66.7%	9 47.4%
		No	8 61.5%	2 33.3%	10 52.6%
	Total		13 100.0%	6 100.0%	19 100.0%
UPS / MS	Distribution of micro nutrients like Folic Acid, Iron and Vit A in Sample schools	Yes	13 100.0%	6 100.0%	19 100.0%
	Total		13 100.0%	6 100.0%	19 100.0%

#### 10.STATUS OF COOKS:

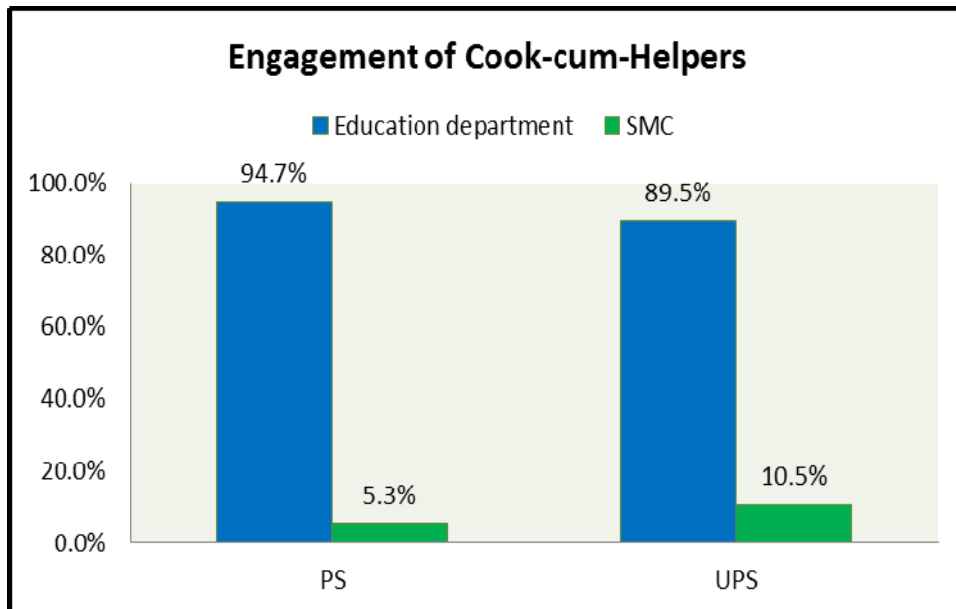
- (i) Who cooks and serves the meal? (Cook/helper appointed by the Department or Self Help Group, or NGO or Contractor)
- (ii) Is the number of cooks and helpers adequate to meet the requirement of the school?
- (iii) What is remuneration paid to cooks/helpers?
- (iv) Are the remuneration paid to cooks/helpers regularly?
- (v) Social Composition of cooks /helpers? (SC/ST/OBE/Minority).

Table 4.8 : Engagement of cook-cum-helpers in the sample schools					
Category			Area		Total
			Rural	Urban	
PS	Who engaged cook-cum-helpers at schools	Education department	12 92.3%	6 100.0%	18 94.7%
		SMC	1 7.7%	0 .0%	1 5.3%
	Total		13 100.0%	6 100.0%	19 100.0%
UPS / MS	Who engaged cook-cum-helpers at schools	Education department	12 92.3%	5 83.3%	17 89.5%
		SMC	1 7.7%	1 16.7%	2 10.5%
	Total		13 100.0%	6 100.0%	19 100.0%

Table 4.9: Social Composition of cooks cum helpers (Totals)					
Area	Category	SC	ST	OBC	Minority
Rural	PS	1	11	3	-
	UPS / MS	1	7	7	-
	Total	2	18	10	-
Urban	PS	-	5	1	-
	UPS / MS	-	6	3	-
	Total	-	11	4	-
Total	PS	1	16	4	-
	UPS / MS	1	13	10	-
	Total	2	29	14	-

In majority of the sample schools, the meal is cooked by cooks and helpers from the Self Help Group/ individual agency. It is observed by the number of the cooks and helpers are adequate in number and meet the requirements. The appointment of the cook-cum-helpers is done according to the guidelines issued by the state government and central government. It is noticed by the Monitoring Institute Rs. 1200/- p.m is being is paid as honorarium for cooks cum helpers. It is noticed by MI that in the 15 sample schools and payment of honorarium is regular. Social composition of cooks indicates that majority of them belong to the ST community, followed by other backward class community.

Figure 4(c): Engagement of Cook-cum-Helpers



**11. INFRASTRUCTURE:**

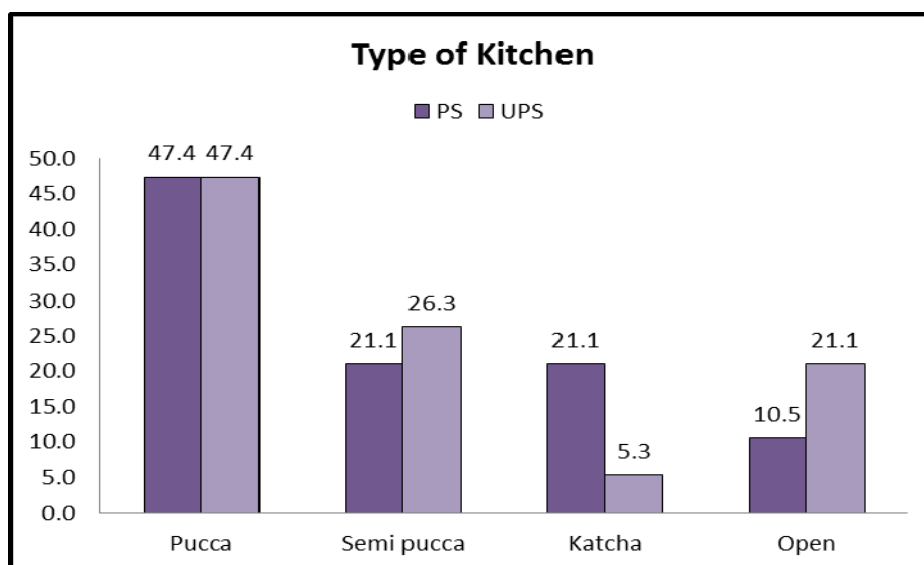
- (a) Is a pucca kitchen shed-cum-store:
- (b) Constructed and in use
- (c) Constructed but not in use under
- (d) Under construction
- (e) Sanctioned, but constructed not started
- (f) Not sanctioned
- (g) Any other (specify)

The monitoring team has observed that out of 38 sample schools, in 10 (52.6%) of the Primary Schools and 9 (47.4%) Upper Primary Schools, the kitchen shed is constructed and it is in use.

In 2 (10.5%) of the Primary Schools, constructed kitchen shed is available but it is not in use. In 2 (10.5%) of the Primary Schools and 4 (21.1%) of the Upper Primary Schools, the kitchen shed is not sanctioned. Whereas in 5 (26.3%) Primary Schools and 6 (31.1%) Upper Primary Schools the MDM is being cooked in the open area of the school.

<b>Table 4.10: Type of kitchen facility in the sample schools</b>					
Category			Area		Total
			Rural	Urban	
PS	Type of kitchen	Pucca	4 30.8%	5 83.3%	9 47.4%
		Semi Pucca	4 30.8%	0 .0%	4 21.1%
		Katcha	3 23.1%	1 16.7%	4 21.1%
		Open	2 15.4%	0 .0%	2 10.5%
	Total	13 100.0%	6 100.0%	19 100.0%	
UPS / MS	Type of kitchen	Pucca	5 38.5%	4 66.7%	9 47.4%
		Semi Pucca	4 30.8%	1 16.7%	5 26.3%
		Katcha	1 7.7%	0 .0%	1 5.3%
		Open	3 23.1%	1 16.7%	4 21.1%
	Total	13 100.0%	6 100.0%	19 100.0%	

Figure 4(d): Types of Kitchen



**12. In case the pucca kitchen shed is not available, where is the food being cooked and where the food grains /other ingredients are being stored?**

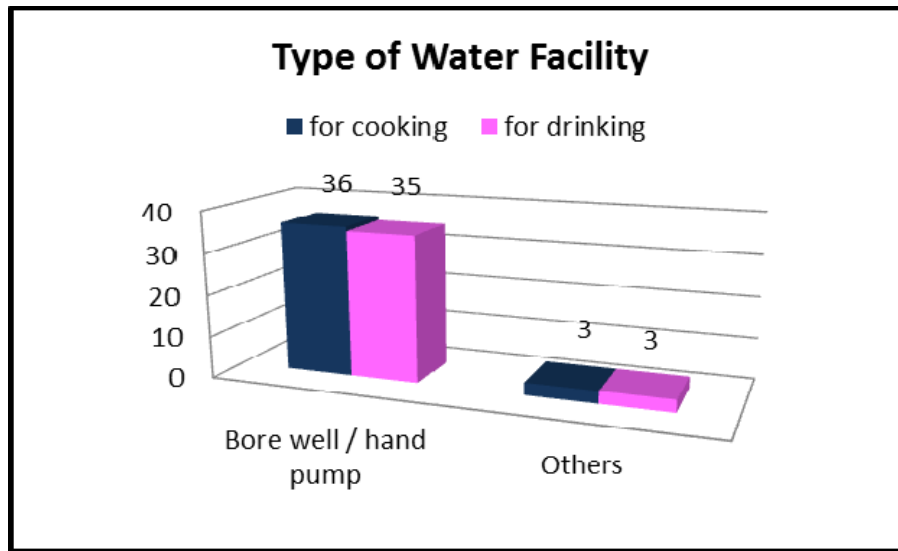
The MI has observed that in case of non-availability of kitchen sheds the SHG women are cooking the MDM in open area or the available space like verandah or classroom of the school and served to the students.

**13. Whether potable water is available for cooking and drinking purpose.**

In the 38 sampled schools of Bijapur district, the MI has observed that, in majority of the schools (35) the source of water is bore well/hand pump and in 3 schools water is being supplied through other means like lifting from the open well or supply from the other sources located far away from the school.

Area	Category	Filtered water	Bore well / hand pump	Public tap	Open well	Others
Rural	PS	-	13	-	-	-
	UPS / MS	-	12	-	-	1
	Total	-	25	-	-	1
Urban	PS	-	5	-	-	1
	UPS / MS	-	5	-	-	1
	Total	-	10	-	-	2
Total	PS	-	18	-	-	1
	UPS / MS	-	17	-	-	2
	Total	-	35	-	-	3

Figure 4(e): Type of water facility



**14. Whether utensils used for cooking food are adequate?**

The MI has noticed that the utensils used for cooking the food in sample schools are found to be adequate.

**15. What is the kind of fuel used? (Gas based/firewood etc.)**

The Monitoring Institute has observed that in 18 (94.7%) of the Primary Schools and all Upper Primary Schools are using fire-wood as the principal source for cooking food and in 1(5.3%) school MDM is cooked through other source.

Category			Area		Total
			Rural	Urban	
PS	Type of Fuel used in the Schools for Cooking of MDM	Firewood	13	5	18
			100.0%	83.3%	94.7%
	Others	0	1	1	
			.0%	16.7%	5.3%
Total			13	6	19
			100.0%	100.0%	100.0%
UPS / MS	Type of Fuel used in the Schools for Cooking of MDM	Firewood	13	6	19
			100.0%	100.0%	100.0%
	Total	13	6	19	
			100.0%	100.0%	100.0%

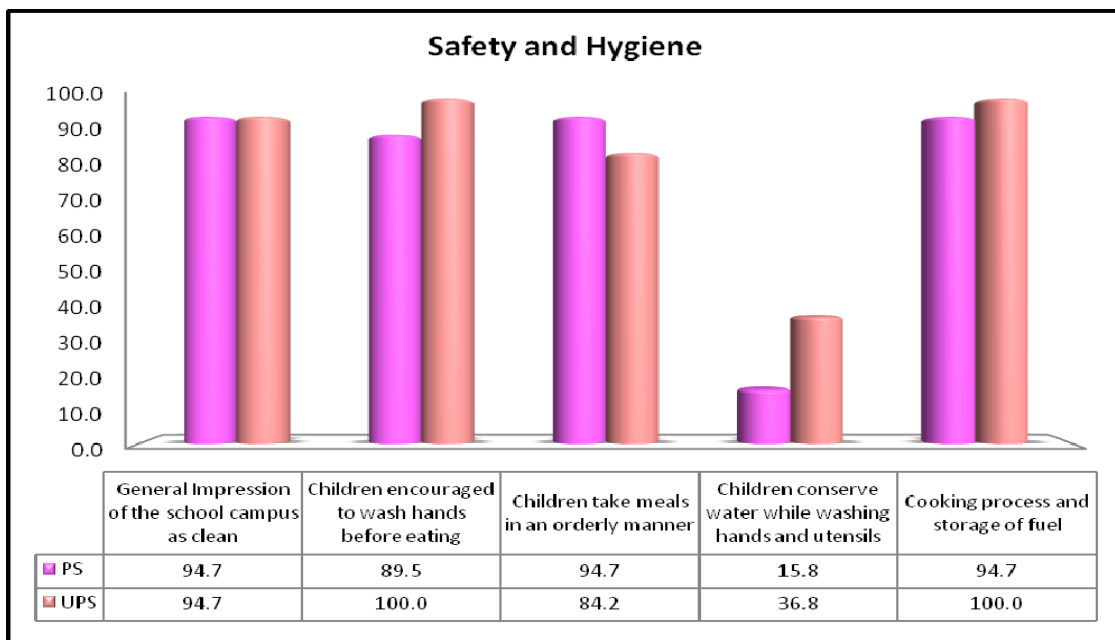


**16. SAFETY & HYGIENE:**

- i. General Impression of the environment, Safety and hygiene:**
- ii. Are children encouraged to wash hands before and after eating**
- iii. Do the children par take meals in an orderly manner?**
- iv. Conservation of water?**
- v. Is the cooking process and storage of fuel safe, not posing any fire hazard?**

The Monitoring Institute has observed that the Safety and Hygiene measures are taken up in 38 selected sample schools of Bijapur district. Out of 19 selected Primary Schools, the Monitoring Institute observed that in 94.7% of the Primary Schools and Upper Primary Schools has clean campus. In 89.5% of Primary Schools and all (19) Upper Primary Schools children are encouraged to wash hands, in 94.7% of the Primary Schools and 84.2% of Upper Primary Schools children take meals in an orderly manner. It is observed by MI that in 15.8% of the Primary Schools and 36.8% of the Upper Primary Schools children conserve water while washing hands and utensils. Whereas in 94.7% of Primary Schools and all 19 (100%) Upper Primary Schools cooking and storage of fuel is in safe condition and safe from fire hazard.

**Figure 4(f): Safety and Hygiene**

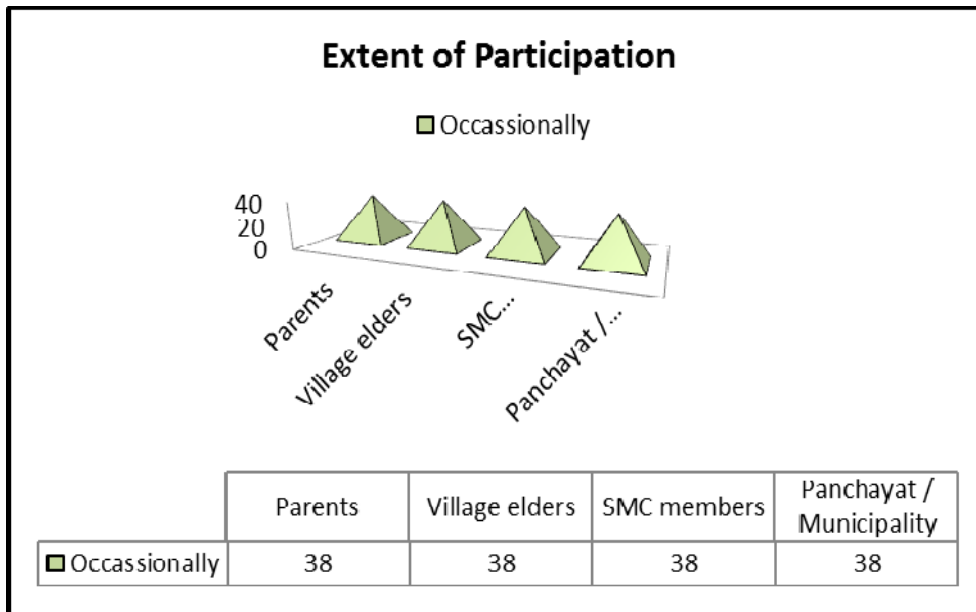


**17. COMMUNITY PARTICIPATION:**

- i. Extent of participation by Parents/SMCs/Panchayat/Urban bodies in daily supervision, monitoring, participation.**

The Monitoring Institute has observed in all 38 sample schools Parents, Village elders, SMC members and Panchayat/Municipality members are participating occasionally in school activities.

Figure 4(g): Extent of Participation

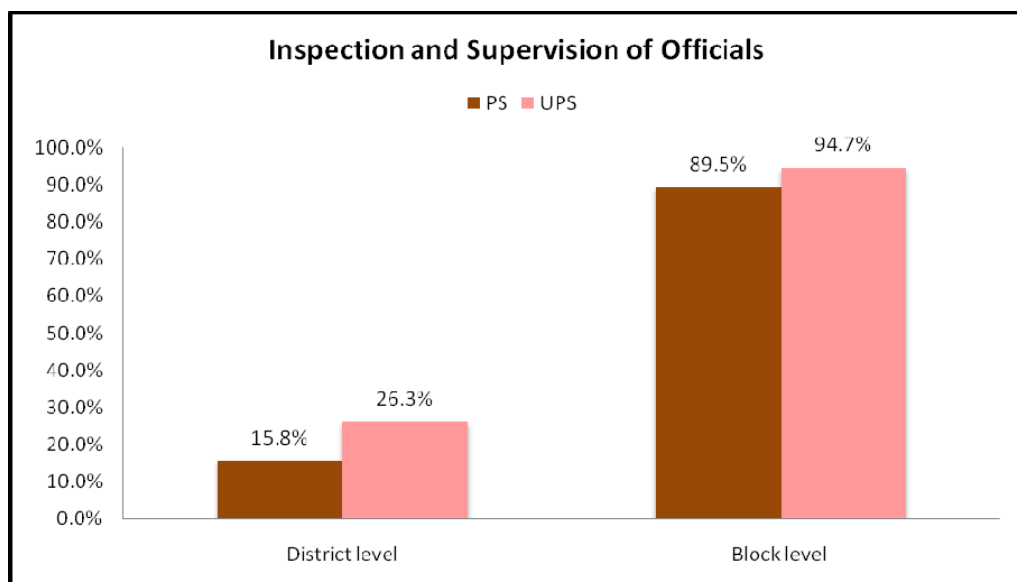


**18. INSPECTION & SUPERVISION**

**i. Has the mid- day meal programme been inspected by any state/district/block level officers/officials.**

As far as the inspection of the Mid-day-Meal programme is concerned, the MI has observed that in 38 sample schools of Bijapur district, in 15.8% of the Primary Schools and 26.3% of the Upper Primary Schools district level official visit the schools to inspect the MDM. In 89.5% of the Primary Schools and 94.7% of the Upper Primary Schools mandal level officials visit schools and observe the implementation of MDM.

Figure 4(h): Inspection and supervision of officials



## **19. IMPACT**

### **i. Has the mid-day meal improved the enrollment, attendance of children in school, general wellbeing (nutritional status) of children? Are there any other incidental benefits due to serving cooked meal in schools?**

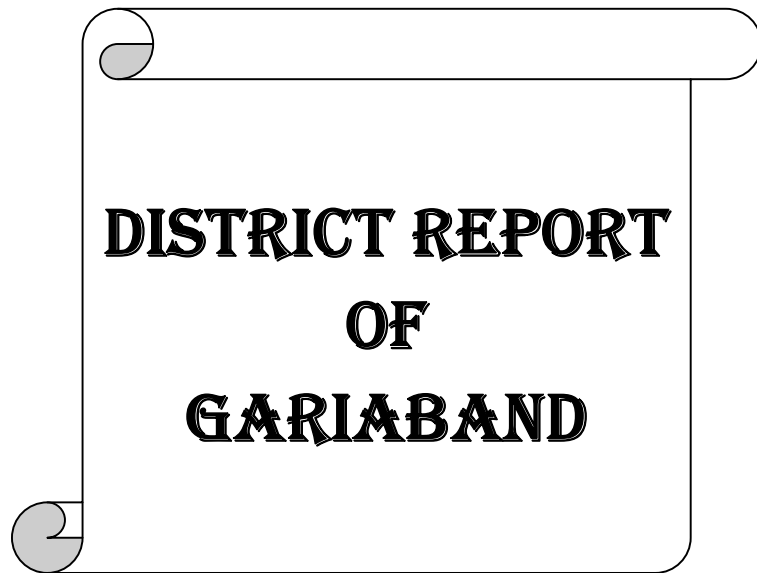
During the monitoring visit to 38 sample schools of Bijapur district the monitoring team has collected the opinions of head teacher, teachers, students, school management committee members and gram Panchayat members to know the impact of mid-day meal programme.

In 16 (84.2 %) Primary schools and 17 (89.5%) of Upper primary schools it is opined that the mid-day meal programme has improved the enrollment and attendance of the children.

In 17 (89.5%) Primary schools and 18(94.7%) Upper primary schools it is reported that the mid-day meal has improved the general health of children.

Category			Area		Total
			Rural	Urban	
PS	MDM improved and attendance of children	Yes	10 76.9%	6 100.0%	16 84.2%
		No	3 23.1%	0 .0%	3 15.8%
	Total	13 100.0%	6 100.0%	19 100.0%	
UPS / MS	MDM improved and attendance of children	Yes	12 92.3%	5 83.3%	17 89.5%
		No	1 7.7%	1 16.7%	2 10.5%
	Total	13 100.0%	6 100.0%	19 100.0%	

<b>Table 4.14: MDM helped in improving the general health of children</b>					
<b>Category</b>			<b>Area</b>		<b>Total</b>
			<b>Rural</b>	<b>Urban</b>	
PS	MDM helped in improving the general health of children	Yes	11 84.6%	6 100.0%	17 89.5%
		No	2 15.4%	0 .0%	2 10.5%
	<b>Total</b>		13 100.0%	6 100.0%	19 100.0%
UPS / MS	MDM helped in improving the general health of children	Yes	13 100.0%	5 83.3%	18 94.7%
		No	0 .0%	1 16.7%	1 5.3%
	<b>Total</b>		13 100.0%	6 100.0%	19 100.0%



**DISTRICT REPORT  
OF  
GARIABAND**

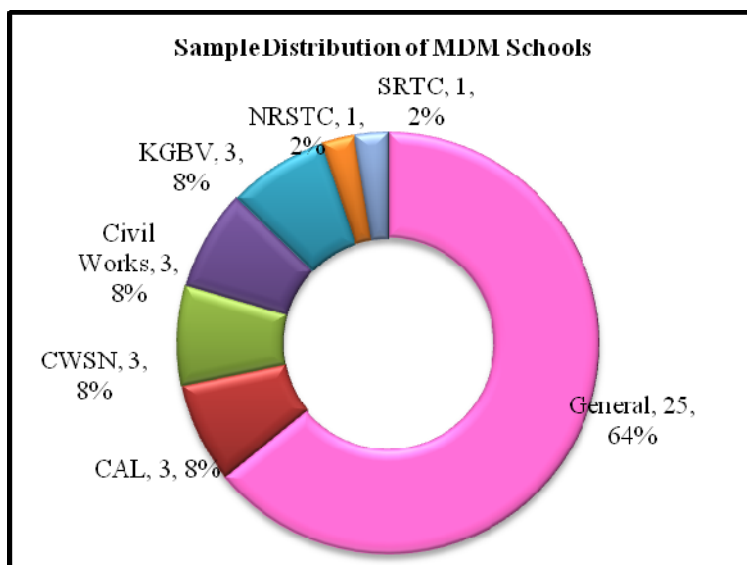
## 5. District Level Half Yearly Monitoring Report

### District: GARIABAND

#### 1. REGULARITY IN SERVING MEAL:

i. Whether the school is serving hot cooked meal daily? If there was interruption, what was the extent and reasons for the same?

**Figure 5(a): Sample Distribution of MDM schools**



The MI has visited the Gariaband district and monitored 40 sample schools. This includes 25 (64%) General Schools, 3 (8%) Schools with Computer-Aided Learning (CAL), 3 (8%) Schools with Civil Works 3(8%) Schools for Children With Special Needs (CWSN), 1 (2%) Special Residential Training Centers (SRTC), 1 (2%) Non-Residential Special Training Centre and 3(8%) Kasturba Gandhi Balika Vidyalays (KGBVs).

Category	Area	Area		Total
		Rural	Urban	
PS Details of Serving of Hot cooked meal daily in sample schools	Yes	13	5	18
		100.0%	100.0%	100.0%
Total		13	5	18
		100.0%	100.0%	100.0%
UPS / MS	Details of Serving of Hot cooked meal daily in sample schools	17	4	21
		100.0%	100.0%	100.0%
Total		17	4	21
		100.0%	100.0%	100.0%

In all the sample schools (39), it is noticed that the schools serve hot cooked meal daily. There is no interruption for MDM on any working days. The monitoring team has observed that on all working days of school, hot cooked meal is provided to children.



**Children taking their meals in the sample school**

**2. TRENDS:**

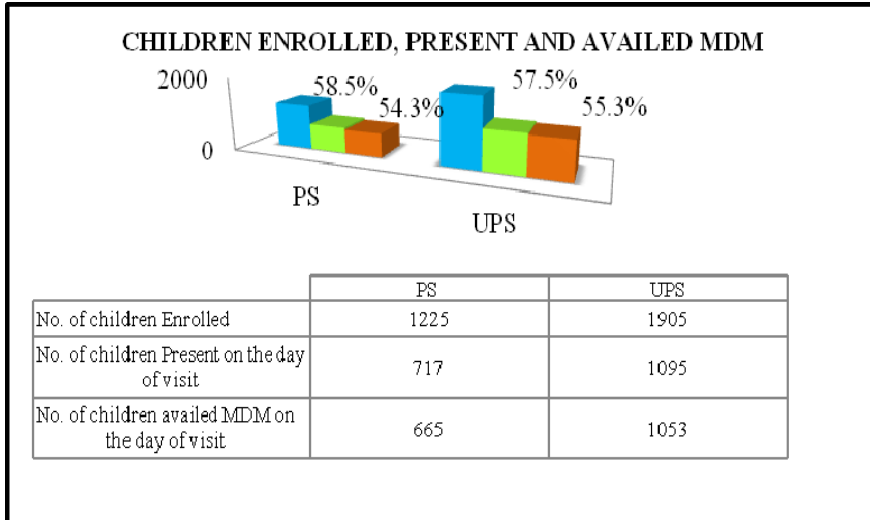
**i. Extent of variation (As per school records vis-à-vis Actual on the day of visit)**

<b>Table 5.2: Details of children and availment of MDM</b>				
<b>Location</b>	<b>Category</b>	<b>Enrolment</b>	<b>Number of children attended</b>	<b>Number of children present for MDM</b>
Rural	PS	968	541 (55.9%)	529 (54.6%)
	UPS / MS	1585	927 (58.5%)	895 (56.5%)
	Total	2553	1468 (57.5%)	1424 (55.8%)
Urban	PS	257	176 (68.5%)	136 (52.9%)
	UPS / MS	320	168 (52.5%)	158 (49.4%)
	Total	577	344 (59.6%)	294 (51.0%)
Total	PS	1225	717 (58.5%)	665 (54.3%)
	UPS / MS	1905	1095 (57.5%)	1053 (55.3%)
	Total	3130	1812 (57.9%)	1718 (54.9%)

The monitoring team visited 39 schools which includes 18 Primary Schools and 21 Upper Primary schools. It is noticed that among rural schools, Primary Schools and Upper Primary Schools 2553 children are enrolled and out of this 1468(57.5%) children have attended the school and 1424(55.8%) children availed the MDM. In 9 Urban

Primary and Upper Primary schools. It is noticed that 577 children are enrolled and 344 (59.6%) children have attended the school and 294(51.0%) Children availed MDM.

**Figure 5(b): Children enrollment, attendance and availment of MDM in the sample schools**



**MDM being served to the students in the sample school**

**3. REGULARITY IN DELIVERING FOOD GRAINS TO SCHOOL LEVEL:**

- (i) Is school receiving food grain regularly? If there is delay in delivering food grains, what is the extent of delay and reasons for the same?
- (ii) Is buffer stock of one-month's requirement is maintained?
- (iii) Is the food grains delivered at the school?



The Monitoring Team recorded that that 1 (5.6%) Primary School holds its stock in classrooms, 1 (5.6%) Primary School stores it in HM's room, 3 (16.7%) Primary Schools store it in SMC President's House and 13 (72.2%) Primary Schools store it in other places. Whereas in Upper Primary Schools, the buffer stock is stored in classrooms in 4 (19.0%) Upper Primary Schools, HM's room in 2 (9.5%) Upper Primary Schools, SMC president's house in 3 (14.3%) Upper Primary Schools and 12 (57.1%) Upper Primary Schools store the stock in other areas.

<b>Table 5.3 : Place of storage of food grain (Buffer stock) in the sample schools</b>					
<b>Category</b>			<b>Area</b>		<b>Total</b>
			<b>Rural</b>	<b>Urban</b>	
PS	Place of storage of food grain (Buffer stock)	Classroom	1 7.7%	0 .0%	1 5.6%
		HM's room	0 .0%	1 20.0%	1 5.6%
		SMC president's house	2 15.4%	1 20.0%	3 16.7%
		Others	10 76.9%	3 60.0%	13 72.2%
		Total	13 100.0%	5 100.0%	18 100.0%
UPS / MS	Place of storage of food grain (Buffer stock)	Classroom	4 23.5%	0 .0%	4 19.0%
		HM's room	2 11.8%	0 .0%	2 9.5%
		SMC president's house	2 11.8%	1 25.0%	3 14.3%
		Others	9 52.9%	3 75.0%	12 57.1%
		Total	17 100.0%	4 100.0%	21 100.0%

The MI has observed that among the 39 sample schools, 18 Primary Schools & 21 Upper Primary Schools. In 1(5.6%) of the Primary & 4(19.0%) Upper Primary Schools the food grains store point(buffer stock) is class rooms, in 1(5.6%) of the Primary School & 2(9.5%) of the Upper Primary Schools the storage point is the HM's room, in 3(16.7%) primary Schools & 3(14.3%) Upper Primary Schools the storage point is SMC president house. Whereas in 13(72.2%) Primary Schools 12(57.1%) Upper Primary Schools the storage point is other places such as cooks house, SHG houses and etc.



**Storage of vegetables and spices in the sample school**

#### **4. REGULARITY IN DELIVERING COOKING COST TO SCHOOL:**

- (i) Is school receiving cooking cost in advance regularly? If there is delay in delivering cooking cost what is the extent of delay and reasons for it?**
- (ii) In case of delay, how schools manage to ensure that there is no disruption in the feeding programme?**
- (iii) Is cooking cost paid by Cash or through banking channel?**

The MI has observed that among the sample schools the majority of the schools that they are revealed that they are receiving cooking cost not regularly, there is a delay, however, they are ensuring that without any disturbance the MDM is being implemented. The cooking cost is paid through e-banking system.

#### **5. SOCIAL EQUITY:**

- i. Did you observe any gender or caste or community discrimination in cooking or serving or seating arrangements?**

The Monitoring Institute has observed that gender or caste No discrimination in the sample schools.

## **6. VARIETY OF MENU:**

**i. Has the school displayed its weekly menu, and is it able to adhere to the menu displayed?**

Category	Area		Total		
	Rural	Urban			
PS	Daily menu	Yes	2 15.4%	1 20.0%	3 16.7%
		No	11 84.6%	4 80.0%	15 83.3%
	Total	13 100.0%	5 100.0%	18 100.0%	
UPS / MS	Daily menu	Yes	2 11.8%	0 .0%	2 9.5%
		No	15 88.2%	4 100.0%	19 90.5%
	Total	17 100.0%	4 100.0%	21 100.0%	

The MI has observed that in 3(16.7%) Primary Schools and 2(9.5%) Upper Primary Schools the weekly menu is available, whereas in 15(83.3%) Primary Schools and 19(90.5%) Upper Primary schools the weekly menu is not available with the cooking agencies.

**7. (i) Is there variety in the food served or is the same food served daily? Does the daily menu include rice / wheat preparation, dal and vegetables?**

**(ii) Does the daily menu include rice / wheat preparation, dal and vegetables?**

The MI has noticed that in MDM variety of foods are served on daily basis and the menu include rice, dal, vegetables and sometimes achar and papad.

## **8. QUALITY & QUANTITY OF MEAL:**

**Feedback from children on**

- a) **Quality of meal:**
- b) **Quantity of meal:**
- c) **{If children were not happy Please give reasons and suggestions to improve.}**

Category			Area		Total
			Rural	Urban	
PS	Quality of meal	Good	3 23.1%	3 60.0%	6 33.3%
		Satisfactory	10 76.9%	2 40.0%	12 66.7%
	Total		13 100.0%	5 100.0%	18 100.0%
UPS / MS	Quality of meal	Good	4 23.5%	1 25.0%	5 23.8%
		Satisfactory	13 76.5%	3 75.0%	16 76.2%
	Total		17 100.0%	4 100.0%	21 100.0%

The MI has observed out of the 39 sample schools, in 12(66.7%) Primary Schools and 16(76.2%) Upper Primary Schools the children reported that the quality of MDM is satisfactory, whereas in 6(33.3%) Primary schools and 5(23.8%) Upper Primary Schools the children reported that the quality of MDM is good

Category			Area		Total
			Rural	Urban	
PS	Quantity of meal	Good	5 38.5%	3 60.0%	8 44.4%
		Satisfactory	8 61.5%	2 40.0%	10 55.6%
	Total		13 100.0%	5 100.0%	18 100.0%
UPS / MS	Quantity of meal	Good	6 35.3%	1 25.0%	7 33.3%
		Satisfactory	11 64.7%	3 75.0%	14 66.7%
	Total		17 100.0%	4 100.0%	21 100.0%

The MI has observed out of the 39 sample schools, in 10(55.6%) Primary Schools and 14(66.7%) Upper Primary Schools the children reported that the quantity of MDM is satisfactory, whereas in 8(44.4%) Primary schools and 7(33.3%) Upper Primary Schools the children get sufficient (good) quantity of MDM.

### **9.SUPPLEMENTARY:**

- (i) Whether children are given micronutrients (Iron, folic acid, vitamin – A dosage) and de-worming medicine periodically?
- (ii) Who administers these medicines and at what frequency?
- (iii) Is there school Health Card maintained for each child?

<b>Table 5.7: Distribution of micro nutrients like Folic Acid, Iron and Vit A in Sample schools</b>					
<b>Category</b>			<b>Area</b>		<b>Total</b>
			<b>Rural</b>	<b>Urban</b>	
PS	Distribution of micro nutrients like Folic Acid, Iron and Vit A in Sample schools	Yes	3 23.1%	1 20.0%	4 22.2%
		No	10 76.9%	4 80.0%	14 77.8%
	Total		13 100.0%	5 100.0%	18 100.0%
	Distribution of micro nutrients like Folic Acid, Iron and Vit A in Sample schools		15 88.2%	3 75.0%	18 85.7%
UPS / MS	Distribution of micro nutrients like Folic Acid, Iron and Vit A in Sample schools	Yes	2 11.8%	1 25.0%	3 14.3%
		No	17 100.0%	4 100.0%	21 100.0%
	Total		17 100.0%	4 100.0%	21 100.0%

The MI has observed that in 4(22.2%) Primary Schools and 18 (85.7%) Upper Primary Schools of Gariaband district, the Micro nutrients like folic acid and iron and Vitamin A are given to the children. The nutrients are provided on weekly/monthly basis in majority of the schools it is observed that the Micro-Nutrients support is provided in convergence with the help department.

### **10.STATUS OF COOKS:**

- (i). who cooks and serves the meal? (Cook/helper appointed by the Department or Self Help Group, or NGO or Contractor)
- (ii) Is the number of cooks and helpers adequate to meet the requirement of the school?
- (iii) What is remuneration paid to cooks/helpers?
- (iv) Are the remuneration paid to cooks/helpers regularly?
- (v) Social Composition of cooks /helpers? (SC/ST/OBE/Minority).

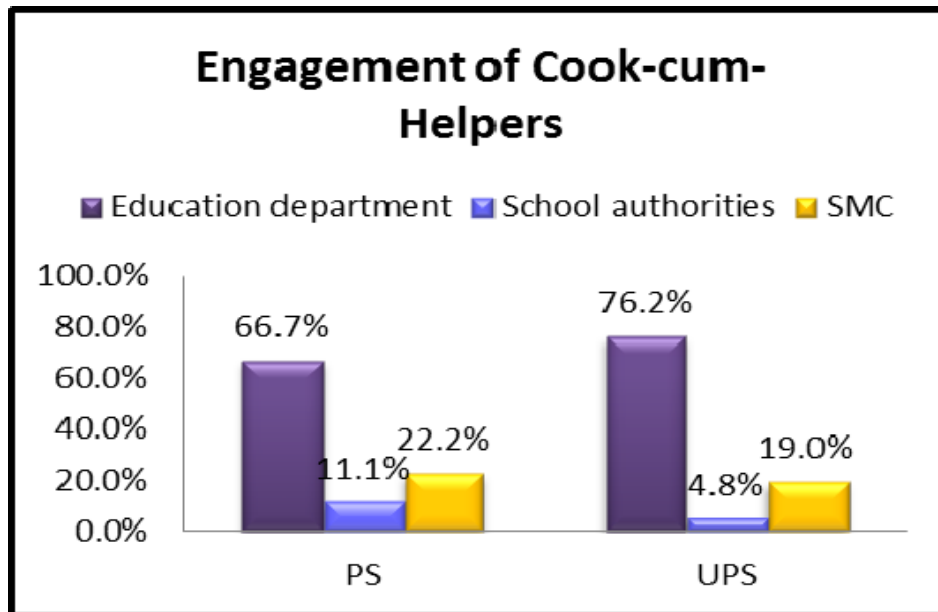
The MI has observed that the schools are appointing the cook-cum-helpers from Self Help Groups and number of cooks and helpers are found to be adequate to meet the requirement of the schools. the remuneration paid to cooks is Rs. 1200/- p.m but not paid regularly. The social composition of cooks indicates that majority are from OBC followed by schedule tribe castes.

Category			Area		Total
			Rural	Urban	
PS	Who engaged cook-cum-helpers at schools	Education department	9 69.2%	3 60.0%	12 66.7%
		School authorities	1 7.7%	1 20.0%	2 11.1%
		SMC	3 23.1%	1 20.0%	4 22.2%
	Total	13 100.0%	5 100.0%	18 100.0%	
UPS / MS	Who engaged cook-cum-helpers at schools	Education department	12 70.6%	4 100.0%	16 76.2%
		School authorities	1 5.9%	0 .0%	1 4.8%
		SMC	4 23.5%	0 .0%	4 19.0%
	Total	17 100.0%	4 100.0%	21 100.0%	

Area	Category	SC	ST	OBC	Minority
Rural	PS	1	5	9	-
	UPS / MS	1	9	8	1
	Total	2	14	17	1
Urban	PS	2	3	1	-
	UPS / MS	-	2	3	1
	Total	2	5	4	1
Total	PS	3	8	10	-
	UPS / MS	1	11	11	2
	Total	4	19	21	2

The MI has observed that in the sample district the Cook-Cum-Helpers are appointed by the school from the Self-Help Group members and it is noticed that the cooks number is adequate as per the requirement of the school. The cooks are paid an amount of Rs. 1200/- per month as honorarium and it is not paid regularly. The social composition of cook-cum-helpers in the district indicates that majority are OBC-21 followed by ST-19 and 4 belongs to Scheduled Caste.

Figure 5(c): Engagement of Cook-cum-Helpers



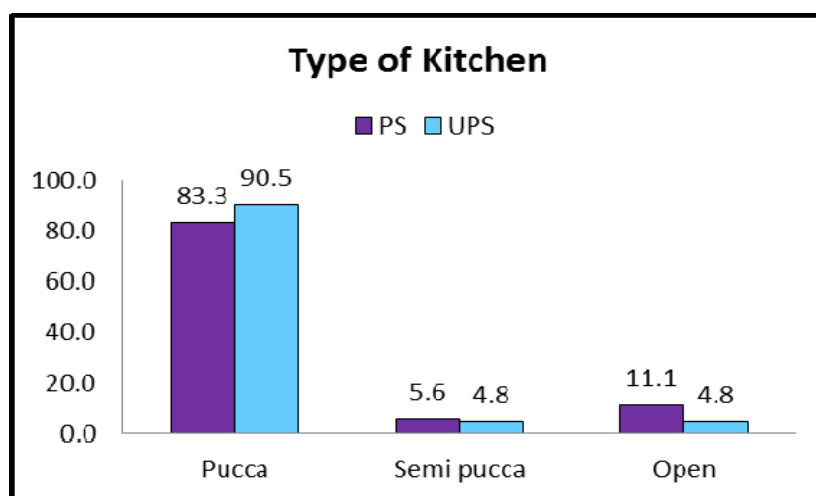
**11.INFRASTRUCTURE:**

- (a) Is a pucca kitchen shed-cum-store:
- (b) Constructed and in use
- (c) Constructed but not in use under
- (d) Under construction
- (e) Sanctioned, but constructed not started
- (f) Not sanctioned
- (g) Any other (specify)

Table 5.10: Type of kitchen facility in the sample schools					
Category			Area		Total
			Rural	Urban	
PS	Type of kitchen	Pucca	12 92.3%	3 60.0%	15 83.3%
		Semi Pucca	0 .0%	1 20.0%	1 5.6%
		Open	1 7.7%	1 20.0%	2 11.1%
	Total	13 100.0%	5 100.0%	18 100.0%	
UPS / MS	Type of kitchen	Pucca	15 88.2%	4 100.0%	19 90.5%
		Semi Pucca	1 5.9%	0 .0%	1 4.8%
		Open	1 5.9%	0 .0%	1 4.8%
	Total	17 100.0%	4 100.0%	21 100.0%	

The MI has observed that, out of 18 (100%) Primary Schools, 15(83.3%) Primary Schools have Pucca kitchen shed, in one Primary School has semi pucca kitchen shed, and in 2(11.1%) Primary Schools MDM cooked in open place. In case of 21 Upper Primary Schools, 19(90.5%) Upper Primary Schools have pucca kitchen shed, and in one Upper Primary School has semi pucca kitchen shed and one school has MDM cooked in open place.

Figure 5(d): Type of kitchen





**12. In case the pucca kitchen shed is not available, where is the food being cooked and where the food grains /other ingredients are being stored?**

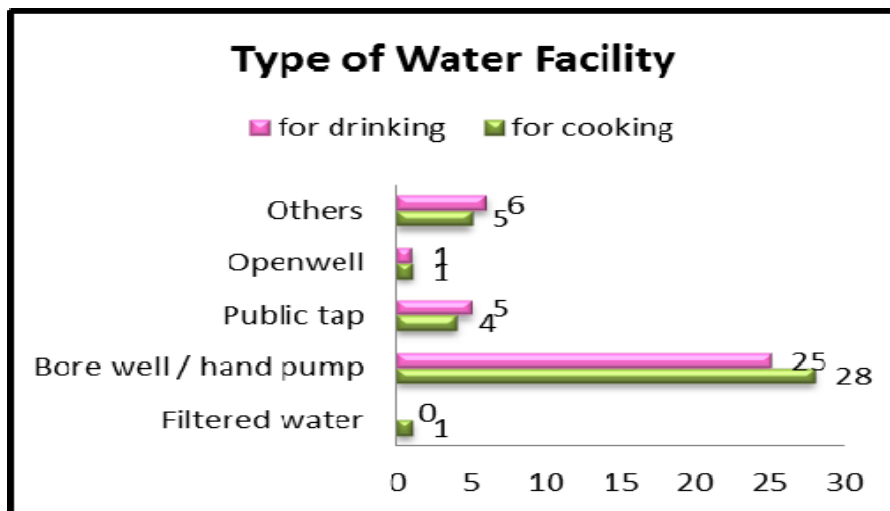
The MI has observed that in case of non-availability of kitchen sheds the SHG women are cooking the MDM in open area or the available space like verandah or classroom of the school and served to the students.

**13. Whether potable water is available for cooking and drinking purpose.**

Area	Category	Filtered water	Bore well / hand pump	Public tap	Open well	Others
Rural	PS	-	9	2	-	2
	UPS / MS	-	11	-	1	3
	Total	-	20	2	1	5
Urban	PS	-	4	1	-	-
	UPS / MS	-	1	2	-	1
	Total	-	5	3	-	1
Total	PS	-	13	3	-	2
	UPS / MS	-	12	2	1	4
	Total	-	25	5	1	6

The MI has observed that out of 39 sample schools in 20 Primary Schools and 5 Upper Primary Schools of the sample the bore well is the available same for drinking and cooking, in 2 Primary Schools and 3 Upper Primary Schools the public tap water is the same for cooking and drinking the Primary Schools uses open well water is available for cooking drinking purpose and in 5 Primary Schools, and one Upper Primary School, it is noticed that water sources are used for cooking and drinking

**Figure 5(e): Type of water facility**



**14. Whether utensils used for cooking food are adequate?**

Among the 39 sample schools visited by the monitoring institute in Gariaband district. It is observed that all schools have adequate cooking utensils for cooking MDM.

**15. What is the kind of fuel used? (Gas based/firewood etc.)**

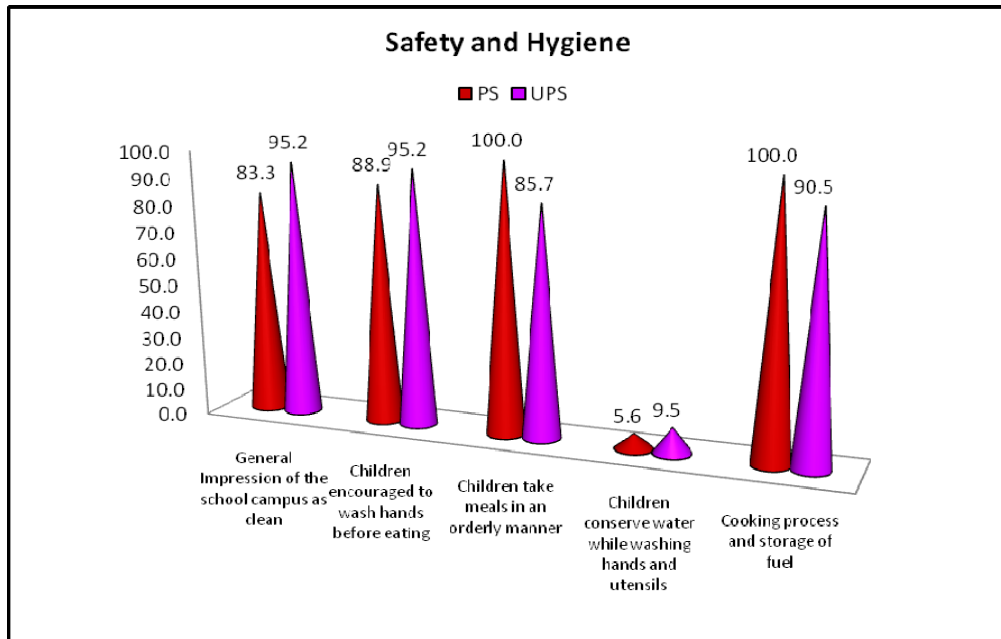
Category			Area		Total
			Rural	Urban	
PS	Type of Fuel used in the Schools for Cooking of MDM	Firewood	13 100.0%	5 100.0%	18 100.0%
	Total		13 100.0%	5 100.0%	18 100.0%
UPS / MS	Type of Fuel used in the Schools for Cooking of MDM	Firewood	17 100.0%	4 100.0%	21 100.0%
	Total		17 100.0%	4 100.0%	21 100.0%

The Monitoring Institute has observed that , in all the 39 sample schools firewood is used as a principal fuel for cooking the MDM.

**16. SAFETY & HYGIENE:**

- i. General Impression of the environment, Safety and hygiene:**
- ii. Are children encouraged to wash hands before and after eating**
- iii. Do the children par take meals in an orderly manner?**
- iv. Conservation of water?**
- v. Is the cooking process and storage of fuel safe, not posing any fire hazard?**

**Figure 5(f): Safety and Hygiene**



Regarding Safety and hygiene, the Monitoring Team noticed that in 83.3% Primary Schools and 95.2% Upper Primary Schools the school environment is safe and hygiene. In 88.9% of the Primary Schools and 95.2% of the Upper Primary Schools children are encouraged to wash hands before eating. In all the sample Primary Schools children take meals in orderly manner, in 5.6% of the Primary Schools 9.5% Upper Primary Schools conserve water while washing hands and utensils.

In majority of the sample schools the MI has noticed that the cooking process and storage of fuel is safe and there is no hazard to the children & staff & the school.

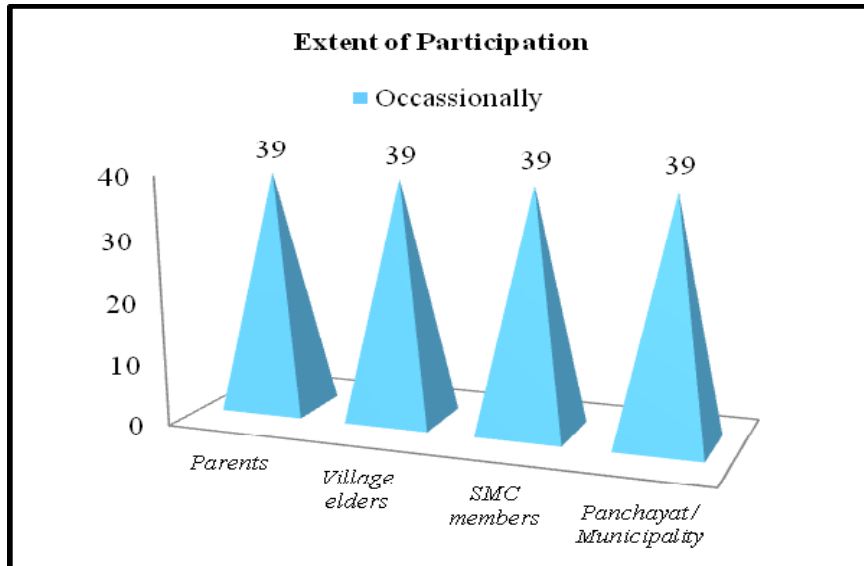


**Children washing their hands before and after MDM in the sample school**

**17. COMMUNITY PARTICIPATION:**

i. Extent of participation by Parents/SMCs/Panchayats/Urban bodies in daily supervision, monitoring, participation.

Figure 5(g): Extent of Participation

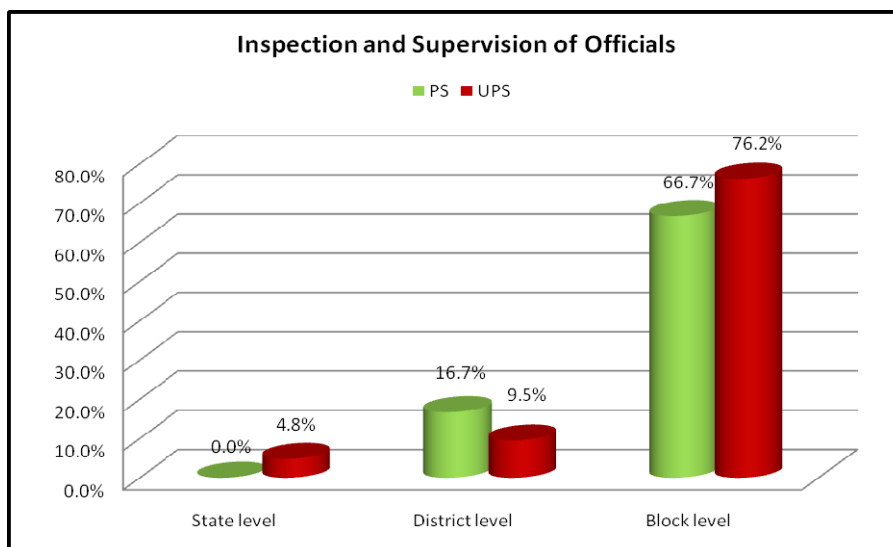


The Monitoring Institute observed the extent of participation of community participation like parents, village elders, SMC members and panchayat/municipality members in school activities. It is noticed that in all (39) sample schools, community members participation accordingly in school activities.

**18. INSPECTION & SUPERVISION**

i. Has the mid- day meal programme been inspected by any state/district/block level officers/officials.

Figure 5(h): Inspection and Supervision of Officials



The MI has observed that in 4.8% of the Upper Primary Schools, stock level district inspect the MDM program, in 16.7% of the Primary Schools & 9.5% of the Upper Primary schools, the district level officials visit the schools & observe the implementation of MDM program. In 66.7% of the Primary & 76.2% of the Upper Primary Schools, it is noticed that Mandal level activities visit the schools & Monitor the MDM program.

**19. IMPACT**

**i. Has the mid-day meal improved the enrollment, attendance of children in school, general wellbeing (nutritional status) of children? Are there any other incidental benefits due to serving cooked meal in schools?**

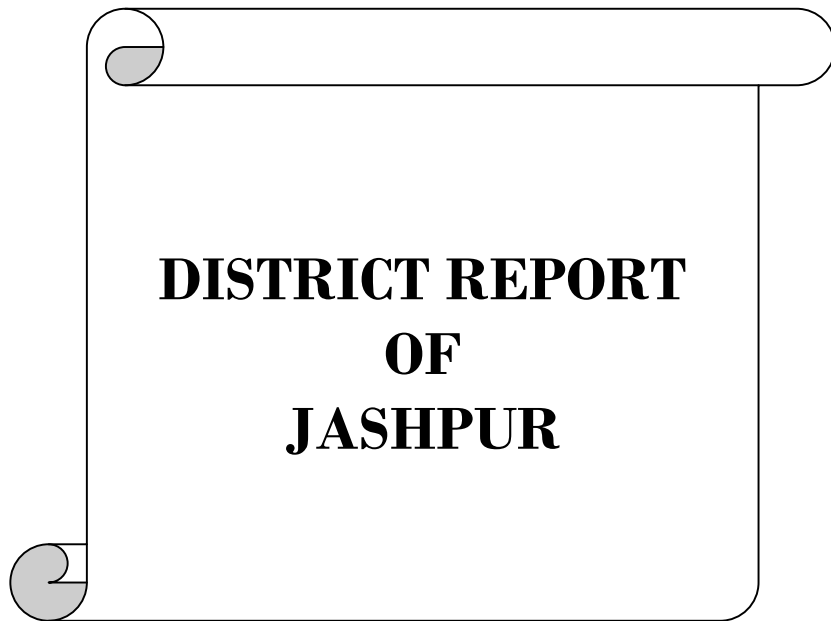
Category			Area		Total
			Rural	Urban	
PS	MDM improved and attendance of children	Yes	12 92.3%	5 100.0%	17 94.4%
		No	1 7.7%	0 .0%	1 5.6%
	Total		13 100.0%	5 100.0%	18 100.0%
UPS / MS	MDM improved and attendance of children	Yes	12 70.6%	2 50.0%	14 66.7%
		No	5 29.4%	2 50.0%	7 33.3%
	Total		17 100.0%	4 100.0%	21 100.0%

During the visit of 39 sample schools of Gariaband district, the monitoring team has calculated the opinions of the head teachers, teachers, student’s school management committee members & Gram panchyath members to know the impact of MDM program.

In 17(94.4%) Primary Schools & 14(66.7%) Upper Primary Schools it is reported that other is improvement in children attendance due to the implementation of MDM.

<b>Table 5.14: MDM helped in improving the general health of children</b>					
<b>Category</b>			<b>Area</b>		<b>Total</b>
			<b>Rural</b>	<b>Urban</b>	
PS	MDM helped in improving the general health of children	Yes	12 92.3%	5 100.0%	17 94.4%
		No	1 7.7%	0 .0%	1 5.6%
	Total		13 100.0%	5 100.0%	18 100.0%
UPS / MS	MDM helped in improving the general health of children	Yes	13 76.5%	3 75.0%	16 76.2%
		No	4 23.5%	1 25.0%	5 23.8%
	Total		17 100.0%	4 100.0%	21 100.0%

In 17(94.4%) Primary Schools & 16(76.2%) Upper Primary Schools, it is the MDM has meet the children with nutritional supplement.



## 6. District Level Half Yearly Monitoring Report

### District: JASHPUR

#### 1. REGULARITY IN SERVING MEAL:

i. Whether the school is serving hot cooked meal daily? If there was interruption, what was the extent and reasons for the same?

**Figure 6(a): Sample distribution of schools**

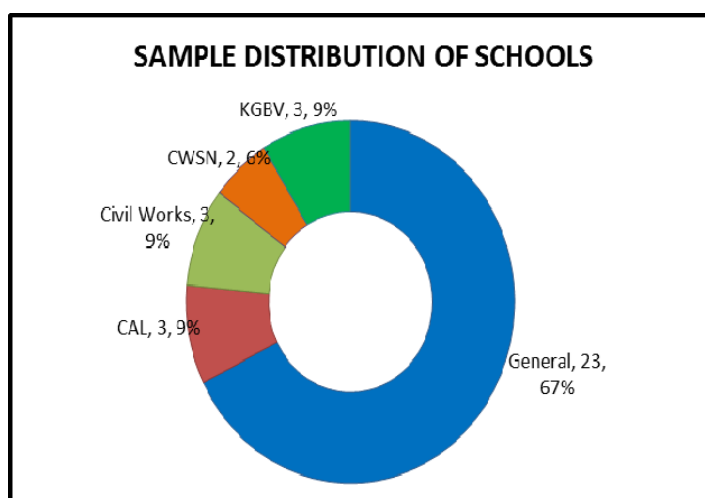


Figure 6(a) shows sample school distribution of Jashpur district. This includes 23 (67%) General Schools, 3 (9%) Schools with Computer-Aided Learning (CAL), 3 (9%) Schools with Civil Works, 2 (6%) Schools for Children With Special Needs (CWSN) and 3 (9%) Kasturba Gandhi Balika Vidyalays (KGBVs) and the remaining schools are special training centers.

<b>Table 6.1: Details of Serving of Hot cooked meal daily in sample schools</b>					
<b>Category</b>			<b>Area</b>		<b>Total</b>
			<b>Rural</b>	<b>Urban</b>	
PS	Details of Serving of Hot cooked meal daily in sample schools	Yes	8	4	12
			100.0%	100.0%	100.0%
Total			8	4	12
			100.0%	100.0%	100.0%
UPS / MS	Details of Serving of Hot cooked meal daily in sample schools	Yes	17	5	22
			100.0%	100.0%	100.0%
Total			17	5	22
			100.0%	100.0%	100.0%



In all the sample schools (34), it is noticed that the schools serve hot cooked meal daily to children without any interruption.



**Children taking MDM in sample school**

## **2. TRENDS:**

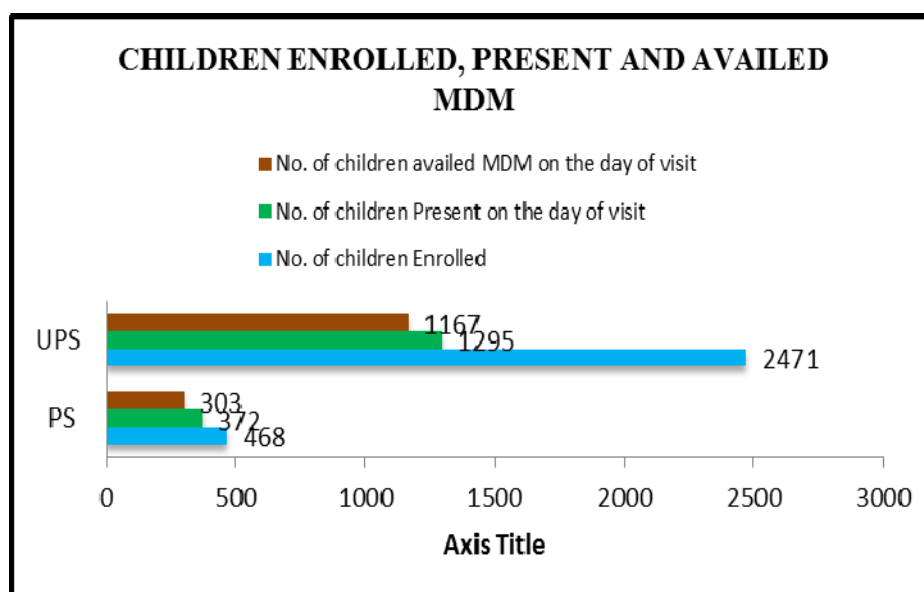
### **i. Extent of variation (As per school records vis-à-vis Actual on the day of visit)**

<b>Table 6.2 : Details of children and availment of MDM</b>				
<b>Location</b>	<b>Category</b>	<b>Enrolment</b>	<b>Number of children attended</b>	<b>Number of children present for MDM</b>
Rural	PS	311	237 (76.2%)	234 (75.2%)
	UPS / MS	1655	1040 (62.8%)	1013 (61.2%)
	Total	1966	1277 (65.0%)	1247 (63.4%)
Urban	PS	157	135 (86.0%)	69 (43.9%)
	UPS / MS	816	255 (31.3%)	154 (18.9%)
	Total	973	390 (40.1%)	223 (22.9%)
Total	PS	468	372 (79.5%)	303 (64.7%)
	UPS / MS	2471	1295 (52.4%)	1167 (47.2%)
	Total	2939	1667 (56.7%)	1470 (50.0%)

The monitoring team visited 25 sample schools, which includes both Primary and Upper Primary Schools. The total number of enrolled children is 1966, out of 1966 children 1277 (65.0%) children are present on the day of visit and 1247 (63.4%) children are availed the MDM.

In case of 9 urban schools (includes Primary and Upper Primary Schools), the total enrolled children are 973. Out of 973 enrolled children 390 (40.1%) children are present on the day of visit and 223 (22.9%) children availed MDM. It is noticed that there is availing in attendance of children and children availed MDM.

Figure 6(b): Children enrollment, attendance and availment of MDM in the sample schools



Serving of MDM in the sample school

**3. REGULARITY IN DELIVERING FOOD GRAINS TO SCHOOL LEVEL:**

- (i) Is school receiving food grain regularly? If there is delay in delivering food grains, what is the extent of delay and reasons for the same?
- (ii) Is buffer stock of one-month's requirement is maintained?
- (iii) Is the food grains delivered at the school?

<b>Table 6.3: Place of storage of food grain (Buffer stock) in the sample schools</b>					
<b>Category</b>			<b>Area</b>		<b>Total</b>
			<b>Rural</b>	<b>Urban</b>	
PS	Place of storage of food grain (Buffer stock)	Classroom	3 37.5%	1 25.0%	4 33.3%
		HM's room	3 37.5%	2 50.0%	5 41.7%
		Others	2 25.0%	1 25.0%	3 25.0%
	Total	8 100.0%	4 100.0%	12 100.0%	
UPS / MS	Place of storage of food grain (Buffer stock)	Classroom	6 35.3%	4 80.0%	10 45.5%
		HM's room	4 23.5%	0 .0%	4 18.2%
		Others	7 41.2%	1 20.0%	8 36.4%
	Total	17 100.0%	5 100.0%	22 100.0%	

Among the 12 sample Primary Schools, in 4 (33.3%) schools the food grain storage point (Buffer stock) is class room, in 5 (41.7%) schools, the storage point of buffer stock is HM's room and in 3 (25.0%) schools, the storage points are following: cook's house, Self-Help Group's house and kitchen shed e.t.c.

Among the 22 sampled Upper Primary Schools, in 10 (45.5%) schools, the food grain storage point is class room, in 4 (18.2%) schools, the storage point is HM's room and in 8 (36.4%) schools the storage points of food grains is other places such as cook's house, SMCs president house, Self-Help Groups house e.t.c.

#### **4. REGULARITY IN DELIVERING COOKING COST TO SCHOOL:**

- (i) Is school receiving cooking cost in advance regularly? If there is delay in delivering cooking cost what is the extent of delay and reasons for it?**
- (ii) In case of delay, how schools manage to ensure that there is no disruption in the feeding programme?**
- (iii) Is cooking cost paid by Cash or through banking channel?**

The MI has observed that among the sample schools the majority of the schools that they are revealed that they are receiving cooking cost not regularly, there is a delay, however, they are ensuring that without any disturbance the MDM is being implemented. The cooking cost is paid through e-banking system.

## **5. SOCIAL EQUITY:**

**Did you observe any gender or caste or community discrimination in cooking or serving or seating arrangements?**

MI has not observed any discrimination in cooking or serving of meals in the sample schools.

## **6. VARIETY OF MENU:**

**i. Has the school displayed its weekly menu, and is it able to adhere to the menu displayed?**

Category			Area		Total
			Rural	Urban	
PS	Daily menu	Yes	3 37.5%	1 25.0%	4 33.3%
		No	5 62.5%	3 75.0%	8 66.7%
	Total		8 100.0%	4 100.0%	12 100.0%
UPS / MS	Daily menu	Yes	2 11.8%	1 20.0%	3 13.6%
		No	15 88.2%	4 80.0%	19 86.4%
	Total		17 100.0%	5 100.0%	22 100.0%

As per the norms the schools have to display the menu boards in noticeable places of the school premise and follow the same daily. The Monitoring Institute observed in 4 (33.3%) Primary Schools and 3 (13.6%) Upper Primary Schools, the menu boards are displayed and following the menu accordingly.

**7. (i) Is there variety in the food served or is the same food served daily? Does the daily menu include rice / Wheat preparation, dal and vegetables?**

**(ii) Does the daily menu include rice / wheat preparation, dal and vegetables?**

The MI has noticed that in MDM variety of foods are served on daily basis and the menu include rice, dal, vegetables and sometimes achar and papad.

**8. QUALITY & QUANTITY OF MEAL:**

Feedback from children on

- a) Quality of meal:
- b) Quantity of meal:
- c) {If children were not happy Please give reasons and suggestions to improve.}

Category			Area		Total
			Rural	Urban	
PS	Quality of meal	Good	2 25.0%	0 .0%	2 16.7%
		Satisfactory	6 75.0%	4 100.0%	10 83.3%
	Total		8 100.0%	4 100.0%	12 100.0%
UPS / MS	Quality of meal	Good	2 11.8%	1 20.0%	3 13.6%
		Satisfactory	15 88.2%	4 80.0%	19 86.4%
	Total		17 100.0%	5 100.0%	22 100.0%

The MI recorded that the quality of meal is good in 2 (16.7%) Primary Schools and 3 (13.6%) Upper Primary Schools. It is satisfactory in 10 (83.3%) of the Primary Schools and 19 (86.4%) of the Upper Primary Schools.

Category			Area		Total
			Rural	Urban	
PS	Quantity of meal	Good	3 37.5%	0 .0%	3 25.0%
		Satisfactory	5 62.5%	4 100.0%	9 75.0%
	Total		8 100.0%	4 100.0%	12 100.0%
UPS / MS	Quantity of meal	Good	4 23.5%	1 20.0%	5 22.7%
		Satisfactory	13 76.5%	4 80.0%	17 77.3%
	Total		17 100.0%	5 100.0%	22 100.0%

The quantity of meal is good in 3 (25.0%) of the Primary Schools and satisfactory in 9 (75.0 %) of the Primary School. The quantity of meal is good in 5 (22.7%) of the Upper Primary Schools and satisfactory in 17 (77.3%) of the Upper Primary Schools.

**9.SUPPLEMENTARY:**

- (i) Whether children are given micronutrients (Iron, folic acid, vitamin – A dosage) and de-worming medicine periodically?
- (ii) Who administers these medicines and at what frequency?
- (iii) Is there school Health Card maintained for each child?

Category			Area		Total
			Rural	Urban	
PS	Distribution of micro nutrients like Folic Acid, Iron and Vit A in Sample schools	Yes	3 37.5%	2 50.0%	5 41.7%
		No	5 62.5%	2 50.0%	7 58.3%
	Total	8 100.0%	4 100.0%	12 100.0%	
UPS / MS	Distribution of micro nutrients like Folic Acid, Iron and Vit A in Sample schools	Yes	14 82.4%	4 80.0%	18 81.8%
		No	3 17.6%	1 20.0%	4 18.2%
	Total	17 100.0%	5 100.0%	22 100.0%	

The MI has noticed that, out of 34 sample schools in 5 (41.7%) Primary Schools and 18 (81.8%) Upper Primary Schools, the micro nutrients like Folic Acid, Iron and Vitamin A are distributed to children on monthly/weekly basis. It is observed that the micro nutrients support is provided in convergence with the Health department.

**10.STATUS OF COOKS:**

- (i). Who cooks and serves the meal? (Cook/helper appointed by the Department or Self Help Group, or NGO or Contractor)
- (ii) Is the number of cooks and helpers adequate to meet the requirement of the school?
- (iii) What is remuneration paid to cooks/helpers?
- (iv) Are the remuneration paid to cooks/helpers regularly?

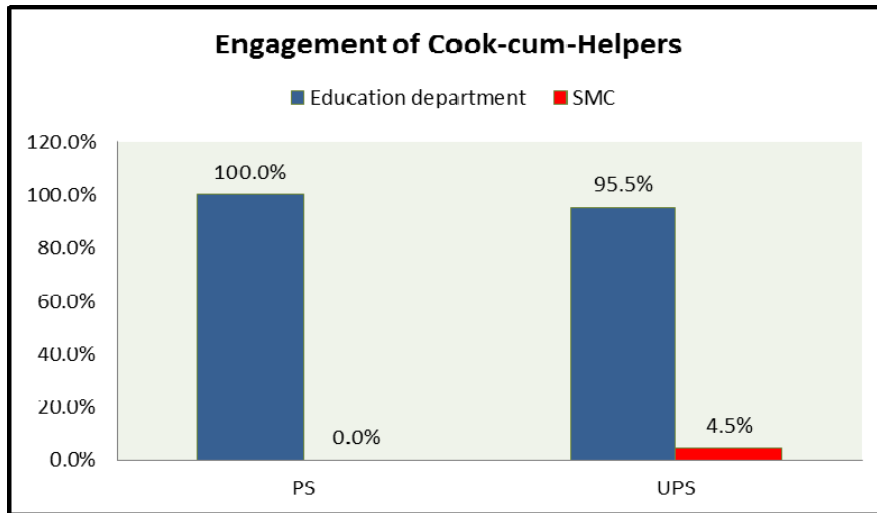
(v) Social Composition of cooks /helpers? (SC/ST/OBE/Minority).

<b>Table 6.8: Engagement of cook-cum-helpers in the sample schools</b>					
<b>Category</b>			<b>Area</b>		<b>Total</b>
			<b>Rural</b>	<b>Urban</b>	
PS	Who engaged cook-cum-helpers at schools	Education department	8	4	12
			100.0%	100.0%	100.0%
Total			8	4	12
			100.0%	100.0%	100.0%
UPS / MS	Who engaged cook-cum-helpers at schools	Education department	17	4	21
			100.0%	80.0%	95.5%
		SMC	0	1	1
			.0%	20.0%	4.5%
Total			17	5	22
			100.0%	100.0%	100.0%

<b>Table 6.9: Social Composition of cooks cum helpers (Totals)</b>					
<b>Area</b>	<b>Category</b>	<b>SC</b>	<b>ST</b>	<b>OBC</b>	<b>Minority</b>
Rural	PS	-	4	4	-
	UPS / MS	2	14	3	-
	Total	2	18	7	-
Urban	PS	2	1	2	1
	UPS / MS	1	4	2	-
	Total	3	5	4	1
Total	PS	2	5	6	1
	UPS / MS	3	18	5	-
	Total	5	23	11	1

The MI has observed that in the sample district the Cook-Cum-Helpers are appointed by the school from the Self-Help Group members and it is noticed that the cook's number is adequate as per the requirement of the school. The cooks are paid an amount of Rs. 1200/- per month as honorarium and it is not paid regularly. The social composition of cook-cum-helpers in the district indicates that majority are ST-23 followed by OBC-11 and 5 belongs to Scheduled Caste.

Figure 6(c): Engagement of Cook-cum-Helpers



**11.INFRASTRUCTURE:**

- a) Is a pucca kitchen shed-cum-store:
- (b) Constructed and in use
- (c) Constructed but not in use under
- (d) Under construction
- (e) Sanctioned, but constructed not started
- (f) Not sanctioned
- (g) Any other (specify)

Category	Area		Total		
	Rural	Urban			
PS	Type of kitchen	Pucca	7 87.5%	4 100.0%	11 91.7%
		Katcha	1 12.5%	0 .0%	1 8.3%
	Total		8 100.0%	4 100.0%	12 100.0%
UPS / MS	Type of kitchen	Pucca	13 76.5%	5 100.0%	18 81.8%
		Semi Pucca	3 17.6%	0 .0%	3 13.6%
		Open	1 5.9%	0 .0%	1 4.5%
	Total		17 100.0%	5 100.0%	22 100.0%



The Monitoring Team observed that out of 12 sample Primary Schools, 11 (91.7%) schools have pucca kitchen followed by semi pucca kitchen sheds in one school.

In case of 22 Upper Primary Schools, 18 (81.8%) schools have pucca kitchen sheds followed by semi-pucca kitchen sheds in 3 (13.6%) schools and in 1 (4.5%) school MDM is cooked in an open space of the school.

**12. In case the pucca kitchen shed is not available, where is the food being cooked and where the food grains /other ingredients are being stored?**

The MI has observed that in case of non-availability of kitchen sheds the SHG women are cooking the MDM in open area or the available space like verandah or classroom of the school and served to the students.

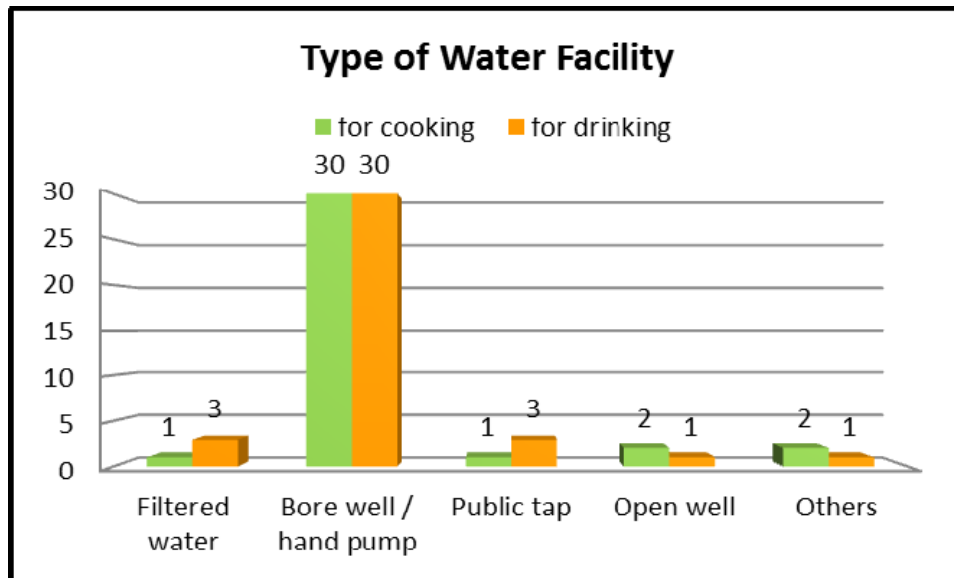
**13. Whether potable water is available for cooking and drinking purpose.**

<b>Table 6.11: Type of water facility available for drinking</b>						
<b>Area</b>	<b>Category</b>	<b>Filtered water</b>	<b>Bore well / hand pump</b>	<b>Public tap</b>	<b>Open well</b>	<b>Others</b>
Rural	PS	-	8	-	-	-
	UPS / MS	2	16	-	1	-
	Total	2	24	-	1	-
Urban	PS	-	2	1	-	1
	UPS / MS	1	4	2	-	-
	Total	1	6	3	-	1
Total	PS	-	10	1	-	1
	UPS / MS	3	20	2	1	-
	Total	3	30	3	1	1

It is mandatory for schools to provide drinking water to all students and the MDM should also be cooked with clean drinking water. In 34 sample schools visited by monitoring team, it is observed that out of 25 rural schools (includes Primary and Upper Primary Schools), 2 schools use filter water for drinking and for cooking purpose, 24 schools have bore well/hand pump and one school uses open well water for cooking and drinking purpose.

In case of 9 urban schools (includes Primary and Upper Primary Schools) only one school use filter water, 6 schools have bore well and 3 schools have public tap connection. Only one school uses other water sources for cooking and drinking purpose.

Figure 6(d): Type of water facility



**14. Whether utensils used for cooking food are adequate?**

The MI has noticed that the utensils used for cooking the food in sample schools are found to be adequate.

**15. What is the kind of fuel used? (Gas based/firewood etc.)**

Category			Area		Total
			Rural	Urban	
PS	Type of Fuel used in the Schools for Cooking of MDM	Firewood	7	4	11
			87.5%	100.0%	91.7%
	Others	1	0	1	
			12.5%	.0%	8.3%
	Total		8	4	12
			100.0%	100.0%	100.0%
UPS / MS	Type of Fuel used in the Schools for Cooking of MDM	Firewood	15	5	20
			88.2%	100.0%	90.9%
	Coal	2	0	2	
			11.8%	.0%	9.1%
	Total		17	5	22
			100.0%	100.0%	100.0%

The Monitoring Institute has observed that among 34 sample schools, in 11 (91.7%) Primary Schools and 20 (90.2%) of the Upper Primary Schools, the cooking agencies use fire wood as the principal source for cooking

MDM. Whereas in 2 (9.1%) Upper Primary Schools coal is used for cooking MDM and in 1 (8.3%) Primary Schools other source used for cooking.

**16. SAFETY & HYGIENE:**

**i. General Impression of the environment, Safety and hygiene:**

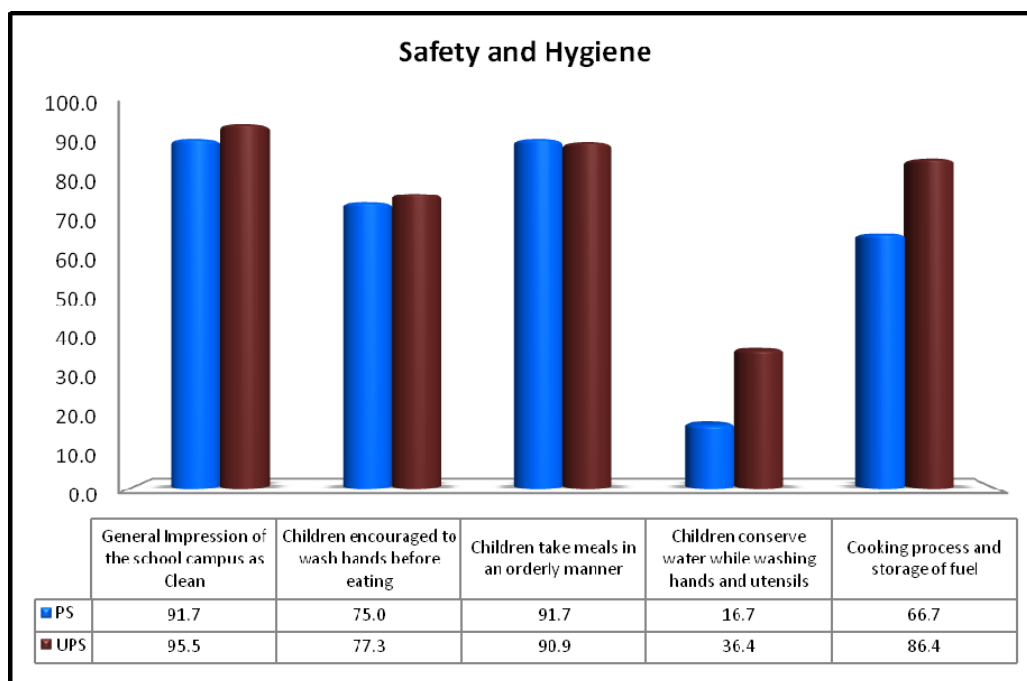
**ii. Are children encouraged to wash hands before and after eating?**

**iii. Do the children par take meals in an orderly manner?**

**iv. Conservation of water?**

**v. Is the cooking process and storage of fuel safe, not posing any fire hazard?**

**Figure 6(e): Safety and Hygiene**



Regarding Safety and Hygiene, the Monitoring Team noticed that in 91.7% Primary Schools and 95.5% of the Upper Primary Schools is the school campus is clean, in 75.0% of the Primary Schools and 77.3% of the Upper Primary Schools children are encouraged to wash hands before eating, in 91.7% of the Primary and 90.9% of the Upper Primary Schools children take meals in orderly manner. In 6.7% of the Primary Schools children conserve water while washing hands and utensils and in 66.7% of the Primary Schools and 86.4% of the Upper Primary Schools have cooking process and storage of fuel is in safe condition.

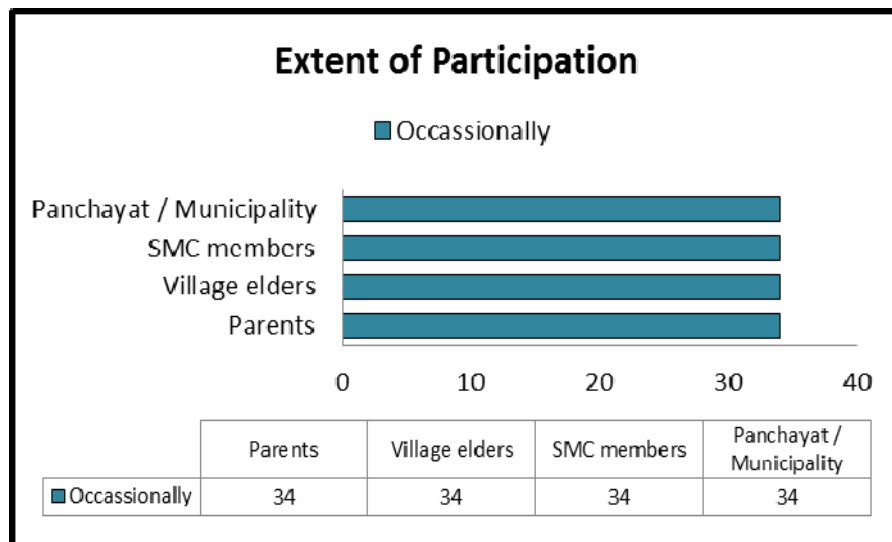


Children washing their hands before & after MDM in the sample school

**17. COMMUNITY PARTICIPATION:**

Extent of participation by Parents/SMCs/Panchayat/Urban bodies in daily supervision, monitoring, participation.

Figure 6(f): Extent of participation

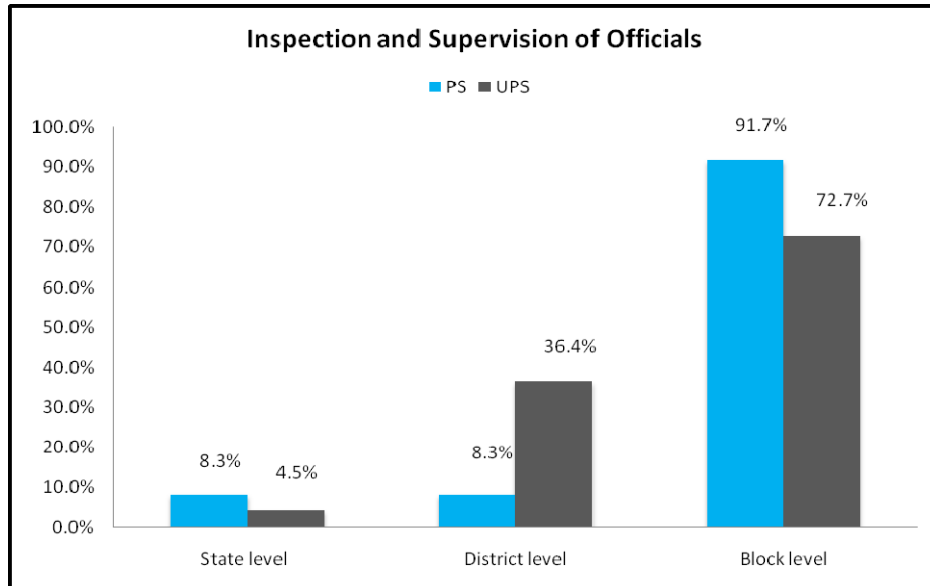


In all (34) sample schools, it is noticed by MI that, the community members (Parents/Village elders, Panchayat/Municipality elders/SMC members) participate occasionally in school activities.

## **18. INSPECTION & SUPERVISION**

**i. Has the mid- day meal programme been inspected by any state/district/block level officers/officials.**

**Figure 6(g): Inspection and Supervision of officials**



The MI has observed that in 8.3 % of the Primary Schools and 4.5% Upper Primary Schools of the sample schools, the state level official inspect the MDM programme, in 8.3% of the Primary Schools and 36.4% of the Upper Primary Schools, the district level officials visit schools and inspect the implementation of MDM programme. And in 91.7% of the Primary Schools and 72.7% of the Upper Primary Schools the mandal official monitor the MDM programme.

## **19. IMPACT**


**i. Has the mid-day meal improved the enrollment, attendance of children in school, general wellbeing (nutritional status) of children? Are there any other incidental benefits due to serving cooked meal in schools?**

<b>Table 6.13: MDM improved and attendance of children</b>					
<b>Category</b>			<b>Area</b>		<b>Total</b>
			<b>Rural</b>	<b>Urban</b>	
PS	MDM improved and attendance of children	Yes	5 62.5%	3 75.0%	8 66.7%
		No	3 37.5%	1 25.0%	4 33.3%
Total			8 100.0%	4 100.0%	12 100.0%
UPS / MS	MDM improved and attendance of children	Yes	11 64.7%	2 40.0%	13 59.1%
		No	6 35.3%	3 60.0%	9 40.9%
Total			17 100.0%	5 100.0%	22 100.0%

In general, it is opined that, the MDM programme helped the poor children to overcome the hunger. In 8 (66.7%) of the Primary Schools and 13 (59%) of the Upper Primary Schools, it is reported that children are attended by MDM programme. As a result, the attendance of the students has increased.

<b>Table 6.14: MDM helped in improving the general health of children</b>					
<b>Category</b>			<b>Area</b>		<b>Total</b>
			<b>Rural</b>	<b>Urban</b>	
PS	MDM helped in improving the general health of children	Yes	6 75.0%	2 50.0%	8 66.7%
		No	2 25.0%	2 50.0%	4 33.3%
Total			8 100.0%	4 100.0%	12 100.0%
UPS / MS	MDM helped in improving the general health of children	Yes	15 88.2%	4 80.0%	19 86.4%
		No	2 11.8%	1 20.0%	3 13.6%
Total			17 100.0%	5 100.0%	22 100.0%

Regarding the improvement in health of children due to the MDM, the Monitoring Team noticed that in 8 (66.7%) Primary Schools and 19 (86.4%) Upper Primary Schools there was an improvement in the general health.



**List of schools identified for NIRD & PR monitoring of Sarva Shiksha Abhiyan-RTE and Mid-Day-Meal scheme in BALRAMPUR district of CHHATTISGARH State**

S. No	School name	Intervention	Category (PS/UPS)	Area (R/U)	U-DISE Code
1	Adimjati P.S.B.Ramanujganj	General	PS	Urban	22260901012
2	KGBV. Ramanujganj	KGBV	UPS	Urban	22260901018
3	M.S.Koritola	General	UPS	Urban	22260901010
4	P.S.Koritola	General	PS	Urban	22260901006
5	Govt.Girls M.S.Ramanujganj	General	UPS	Urban	22260901013
6	P.S.Dolangi (NRSTC)	NRSTC	PS	Rural	22260901701
7	P.S.Bajarmara	Civil Works	PS	Rural	22261101801
8	KGBV. Wadraf Nagar	KGBV	UPS	Urban	22261101916
9	M.S.Girls Sulsuli	General	UPS	Rural	22261103807
10	P.S Sulsuli	General	PS	Rural	22261103801
11	Govt.M.S. Kuthanpara	General	UPS	Rural	22261103006
12	MS.Ashram Girls Warafnagar	CAL	UPS	Urban	22261101906
13	P.S.Bhala(NRSTC)	NRSTC	PS	Rural	22260906001
14	Govt.M.S.Girls Balarampur	General	UPS	Urban	22261006606
15	Govt.P.S.Girls Balarampur	General	PS	Urban	22261006602
16	P.S.Dhangaon	General	PS	Rural	22261001201
17	Govt.M.S.Dhangaon	General	UPS	Rural	22261001207
18	P.S.Boys Balarampur	General	PS	Urban	22261006603
19	Govt.M.S.Boys Balarampur	General	UPS	Urban	22261006609
20	Govt.P.S.Sarangpur	General	PS	Rural	22261000201
21	Govt.M.S.Baliyadh	General	UPS	Urban	22261006612
22	P.S.Balshramik Ashram Balarampur	SRTC	PS	Rural	
23	Govt.M.S. Dohna Uraon	Civil Works	UPS	Rural	22261204704
24	M.S.Dohna Kawar	CWSN	UPS	Rural	22261204703
25	Govt.M.S. Boys Kamari	CAL	UPS	Rural	22261208103
26	P.S. Bhanwarpara	General	PS	Rural	22261207202
27	M.S. Jagima	CWSN	UPS	Rural	22261207404
28	P.S. Jagima	General	PS	Rural	22261207401
29	P.S. Bachwar	General	PS	Rural	22261205501
30	Govt.P.S. Karra Dand	CWSN	PS	Rural	22261304801
31	KGBV. Kusmi	KGBV	UPS	Rural	22261309507
32	M.S.Ramnagar, Kusmi	CAL	UPS	Rural	22261307102
33	Govt.M.S. Korandha	General	UPS	Rural	22261305203
34	P.S. Premnagar Kusmi	General	PS	Rural	22261305101
35	P.S. Balshramik Ashram Padhi	SRTC	PS	Rural	
36	M.S. Jaabar	General	UPS	Rural	22261004703
37	P.S. Lurgi	General	PS	Rural	22261009801
38	Adhimjati PS Mharajung	General	PS	Rural	22261006202
39	Govt.M.S. Pasta	Civil Works	UPS	Rural	22261010103
40	Govt.M.S. Khodaro	General	UPS	Rural	22260805102
41	P.S. Tharki	General	PS	Rural	22260801701
42	M.S. Navki	General	UPS	Rural	22260805003
43	P.S. Baghima	General	PS	Rural	22260808601
44	Govt.M.S. Budha Bagicha	General	UPS	Rural	22260801402
45	Patrapara SRTC	SRTC	PS	Rural	



**List of schools identified for NIRD & PR monitoring of Sarva Shiksha Abhiyan-RTE and Mid-Day-Meal scheme in BASTAR district of CHHATTISGARH State**

S. No	School name	Intervention	Category (PS/UPS)	Area (R/U)	U-DISE Code
1	PS DOKRIGHAT PARA	GEN	PS	URBAN	22153302502
2	PS KUMHARPARA	GEN	PS	URBAN	22153301901
3	PS SADAR SCHOOL	GEN	UPS	URBAN	22153302303
4	UPS KEVARAMUNDA	GEN	UPS	URBAN	22153308640
5	ADJK PS BAHADOORGUDA	GEN	PS	URBAN	22153308628
6	PS MAHATMAGANDHI	GEN	PS	URBAN	22153301801
7	MS AJAD AMAGUDA	GEN	UPS	URBAN	22153302608
8	MS HATKACHORA	GEN	UPS	URBAN	22153306003
9	PS KUMHALI	CWSN	PS	RURAL	22151710302
10	MS SONARPAL	CAL	UPS	RURAL	22151702003
11	PS CHEPDARA, NRSTC	NRSTC	PS	RURAL	22151702713
12	MS MARIPARACHAPKARRA	GEN	UPS	RURAL	22151701606
13	UPS IRIKPAL	CAL	UPS	RURAL	22152915202
14	PS DONGERGUDA	NRSTC	PS	RURAL	22152922601
15	MS SARGIPAL	GEN	UPS	RURAL	22152903504
16	MS CHOTEDEVDA	CWSN	UPS	RURAL	22152903202
17	KGBV TAKRAGUDA	KGBV	UPS	RURAL	22151711202
18	SRTC KHANDSARA	SRTC	UPS	RURAL	
19	PS KARITARAI	CIVIL WORKS	PS	RURAL	22151711212
20	KGBV BAKAVANT	KGBV	UPS	RURAL	22152903505
21	SRTC CHALANGUDA SATOSHA	SRTC	PS	RURAL	
22	KGBV LOHONDIGUDA	KGBV	UPS	RURAL	22152402406
23	MS CHANDANPUR	GEN	UPS	RURAL	22152402202
24	MS PARAIGUDA	GEN	UPS	RURAL	22152411401
25	PS DHARAUR	CWSN	PS	RURAL	22152406001
26	PS PEDAPARA BELAR	GEN	PS	RURAL	22152406302
27	MS USRIBEDA	GEN	UPS	RURAL	22152402404
28	PS GUCHAGUDA	GEN	PS	RURAL	22152315901
29	UPS SINGANPUR	GEN	UPS	RURAL	22152308201
30	MS TANDPAL	CAL	UPS	RURAL	22152310703
31	PS KONDALUR	GEN	PS	RURAL	22152301301
32	SRTC POTANAR TANDPAL	SRTC	UPS	RURAL	
33	PS KILEPALPARA NO-1	GEN	PS	RURAL	22153000401
34	PS KILEPAL (PARA) NO-2	NRSTC	PS	RURAL	22153002301
35	PS JAMGAON	GEN	PS	RURAL	22153005601
36	MS BAGHMUNDI	GEN	UPS	RURAL	22153004801
37	PS KOYANAPARA	CIVIL WORKS	PS	RURAL	22150407307
38	MS KAMNAR	GEN	UPS	RURAL	22150405304
39	PS KONDULUR	CIVIL WORKS	PS	RURAL	22150407324
40	PS CHALKIGUIDA	GEN	PS	RURAL	22150407206
41	MS RAMPAL	GEN	UPS	RURAL	22150401004
42	PS JAMGUDA	CIVIL WORKS	PS	RURAL	22150407301

**List of schools identified for NIRD & PR monitoring of Sarva Shiksha Abhiyan-RTE and Mid-Day-Meal  
scheme in BIJAPUR district of CHHATTISGARH State**

S.NO.	School Name	Block Name	Inter-vention	Category PS/MS	Area Rural/Urban	U-DISE Code
1	GOVT MS ANJAYPARA	BIJAPUR	GEN	MS	RURAL	22200615502
2	GOVT PS GIRLS BIJAPUR	BIJAPUR	GEN	PS	URBAN	22200600405
3	GOVT PS JAILBADA	BIJAPUR	GEN	PS	URBAN	22200600422
4	MS JANPAD	BIJAPUR	GEN	UPS	URBAN	22200600411
5	PS RAUTPARA	BIJAPUR	GEN	PS	URBAN	22200600420
6	GOVT UPS NAVEEN GIRLS BIJAPUR	BIJAPUR	GEN	UPS	URBAN	22200600414
7	GOVT MS DUGOLI	BIJAPUR	CAL	MS	RURAL	22200612505
8	GOVT MS KOTAPAL	BIJAPUR	GEN	MS	RURAL	22160609002
9	GOVT PS NAIMED	BIJAPUR	GEN	PS	RURAL	22200614913
10	KGBV BIJAPUR	BIJAPUR	KGBV	PS	URBAN	22200600416
11	GOVT UPS KOKDAPARA	BIJAPUR	CAL	UPS	RURAL	22200610402
12	GOVT PS MALGODA	BIJAPUR	GEN	UPS	RURAL	22200609901
13	GOVT UPS TOYNAR	BIJAPUR	CAL	UPS	RURAL	22200604503
14	KGBV NAIMED	BIJAPUR	KGBV	UPS	RURAL	22200614905
15	KGBV AWAPALLI	USOOR	KGBV	UPS	RURAL	22201415001
16	PS JANPAD AWAPALLI	USOOR	CWSN	PS	RURAL	22201405203
17	GOVT UPS MODAKPAL	USOOR	GEN	MS	RURAL	22201406406
18	GOVT UPS BASAGUDA	USOOR	GEN	MS	RURAL	22201400605
19	GOVT PS CHERAMANGI BOYS ASHRAM	USOOR	CIVIL WORKS	PS	RURAL	22201400503
20	GOVT PS MURKINAR	USOOR	GEN	PS	RURAL	22201406401
21	SRTC CHINTAKONTA	USOOR	SRTC	UPS	RURAL	22201405209
22	GOVT PS PREET VIHAR COLONY	USOOR	GEN	PS	RURAL	22201405208
23	PC SANGAMPALLI	BHOPALPATNAM	SRTC	SRTC	RURAL	22203613203
24	PC CHINNAKODEPAL	BIJAPUR	SRTC	SRTC	RURAL	22200604612
25	PC TOYNAR	BIJAPUR	SRTC	SRTC	RURAL	22200604513
26	GOVT MS GILGICHA	BHOPALPATNAM	GEN	UPS	RURAL	22203600102
27	GOVT HIGH SCHOOL PEGDAPALLI	BHOPALPATNAM	GEN	UPS	RURAL	22203605302
28	GOVT PS ARJUNALLI	BHOPALPATNAM	GEN	PS	RURAL	22203608501
29	MS RALAPALLI	BHOPALPATNAM	CIVIL WORKS	UPS	RURAL	22203601025
30	GOVT GIRLS PS BHOPALPATNAM	BHOPALPATNAM	GEN	PS	URBAN	22163601022
31	GOVT PS GOLLAGUDA	BHOPALPATNAM	CWSN	PS	RURAL	22203602302
32	MS ULLOORE	BHOPALPATNAM	SRTC	SRTC	RURAL	22203603005
33	MS TIMED	BHOPALPATNAM	GEN	UPS	RURAL	22203604403
34	GOVT MS KHASPARA BHAIAMGA	BHAIRAMGARH	GEN	UPS	URBAN	22203102715
35	GOVT PS GARHPARA	BHAIRAMGARH	GEN	PS	URBAN	22203102401
36	MS DHARMA	BHAIRAMGARH	CWSN	UPS	RURAL	22203102003
37	GOVT MS KARREMARKA	BHAIRAMGARH	CIVIL WORKS	UPS	RURAL	22203115203
38	GOVT MS PATARPARA	BHAIRAMGARH	GEN	UPS	RURAL	22203117002
39	GOVT PS KODOLI	BHAIRAMGARH	GEN	PS	RURAL	22203115502
40	MS NELESNAR	BHAIRAMGARH	SRTC	SRTC	RURAL	22203106914
41	GOVT MS PUSNAR	BHAIRAMGARH	GEN	UPS	RURAL	22203100102

**List of schools identified for NIRD & PR monitoring of Sarva Shiksha Abhiyan-RTE and Mid-Day-Meal scheme in GARIABAND district of CHHATTISGARH State**

S.NO.	School Name	Block Name	Inter-vention	Category PS/MS	Area Rural/Urban	U-DISE Code
1	Govt. PS Rawanbhata	Gariaband	Gen.	PS	Urban	22251904332
2	Govt. Girls Aashrm Gariaband	Gariaband	Gen.	PS	Urban	22251904326
3	Govt. PS Boys Gariaband	Gariaband	Gen.	PS	Urban	22251904301
4	Govt. PS Kishanpara Gariyaband	Gariaband	Gen.	PS	Urban	
5	Govt. Boys MS Gariaband	Gariaband	Gen.	MS	Urban	22251904311
6	Govt. MS Dankbangla	Gariaband	Gen.	MS	Urban	22251904333
7	Govt. MS Navin gariyaband	Gariaband	Gen.	MS	Urban	22251904317
8	Govt. MS Kumhar para	Gariaband	Gen.	MS	Urban	22251904318
9	Govt. Girls MS Khadma	Chhura	CAL	MS	Rural	22250507016
10	Govt. PS Dulla	Chhura	CWSN	PS	Rural	22250509801
11	Govt. PS Kharkara	Chhura	Gen.	PS	Rural	22250515004
12	Govt. PS Kosami	Chhura	SRTC	PS	Rural	22250509301
13	Govt. PS Gaydabari	Chhura	Gen.	PS	Rural	22250510601
14	Govt. MS Talesar	Chhura	Gen.	MS	Rural	22250510605
15	Govt. MS Madeli	Chhura	Gen.	MS	Rural	22110513802
16	Govt. PS Paktiya	Chhura	Gen.	PS	Rural	22110508701
17	KGBV Mainpur	Mainpur	KGBV	UPS	Rural	22252611608
18	Govt. UPS Girhola	Mainpur	CAL	MS	Rural	22252601402
19	Govt. PS Girhola	Mainpur	Civil Works	PS	Rural	22252601401
20	Govt. UPS mainpurkala	Mainpur	CWSN	MS	Rural	22252608503
21	SRTC Kulhadighat (23)	Mainpur	SRTC	UPS	Rural	
22	Govt. UPS Jhariyabakra	Mainpur	Gen.	MS	Rural	22252608602
23	Govt. UPS Taurenga	Mainpur	Gen.	MS	Rural	22252606403
24	Govt. PS Ghourghat	Mainpur	Gen.	PS	Rural	22252602701
25	Govt. MS Kadlimuda	Deobhog	SRTC	UPS	Rural	22251408003
26	SNRTC Nistiguda	Deobhog	SNRTC	UPS	Rural	
27	KGBV Deobhog	Deobhog	KGBV	KGBV	Urban	22251402804
28	Govt. PS Mahulkot	Deobhog	Gen.	PS	Rural	22251408701
29	Govt. MS Dumarpita	Deobhog	Civil Works	MS	Rural	22251408904
30	Govt. PS Tippara	Deobhog	Gen.	PS	Rural	22251411001
31	Govt. UPS Srigiguda	Deobhog	Gen.	MS	Rural	22251400502
32	Govt. PS Sinapali	Deobhog	Gen.	PS	Rural	22251401101
33	Govt. PS Dewarpara Fingeshwar	Fingeshwar	Gen.	PS	Urban	22252303517
34	Govt. UPS kaundkera	Fingeshwar	CAL	MS	Rural	22252306106
35	Govt. PS Lalpur Fingeshwar	Fingeshwar	Civil Works	PS	Urban	22252303601
36	Govt. UPS Khairjhiti	Fingeshwar	CWSN	MS	Rural	22252304103
37	Govt. PS Bidora	Fingeshwar	Gen.	PS	Rural	22252306301
38	Govt. PS Arand	Fingeshwar	Gen.	PS	Rural	22252302104
39	Govt. UPS Koma	Fingeshwar	Gen.	MS	Rural	22252303102
40	KGBV Gariaband	Gariaband	KGBV	MS	Rural	22251904320

**List of schools identified for NIRD & PR monitoring of Sarva Shiksha Abhiyan-RTE and Mid-Day-Meal scheme in JASHPUR district of CHHATTISGARH State**

S. No	School name	Intervention	Category (PS/UPS)	Area (R/U)	U-DISE Code
1	Govt MS KGBV Mundapara	KGBV	UPS	Rural	22031305011
2	Govt MS Patratoli	General	UPS	Rural	22030400703
3	Govt MS Saraipani	CWSN	UPS	Rural	22030113905
4	Govt PS Chapatoli	General	PS	Rural	22030405901
5	Govt PS Sardartoli	General	PS	Rural	22030511801
6	Govt PS Dipatoli	General	PS	Urban	22030714101
7	Govt MS Sureshpur	General	UPS	Rural	22031300216
8	Govt PS Rouni (TWD)	General	PS	Rural	22030105301
9	Govt PS Bankitoli (SSA)	General	PS	Urban	22030711201
10	Govt PS Farsabahar	General	PS	Rural	22030510601
11	Govt Model PS Manora	NRSTC	UPS	Rural	22031204702
12	Govt MS Tatkela	CAL	UPS	Rural	22030110802
13	Govt MS Jashpur	General	UPS	Urban	22030704923
14	Govt MS Kilkila	General	UPS	Rural	22031301303
15	PURV M S Boys Mudapara	RSTC	UPS	Rural	
16	Govt PS Mahuatoli (SSA)	NRSTC	PS	Rural	22030800214
17	PVT Sant GPS Madhua	RSTC	PS	Rural	22031208601
18	Govt PS Negitoli	NRSTC	UPS	Rural	22030510608
19	Govt MS KGBV Mahadevdand	KGBV	UPS	Rural	22030113113
20	Govt MLB Girls MS Jashpur	General	UPS	Urban	22030704916
21	Govt MS Duldula(EDU)	General	UPS	Rural	22030400209
22	Govt MS Dumartoli	Civil Works	UPS	Rural	22031206702
23	Govt MS Mudapara	CAL	UPS	Rural	22031305005
24	Govt PS Rambandh (TWD)	General	PS	Rural	22030406602
25	Govt MS Rajapara	General	UPS	Urban	22030706702
26	Govt MS Pandrapath	General	UPS	Rural	22030104407
27	Govt MS Khutera	CWSN	UPS	Rural	22030800702
28	Govt Boys MS Pathalgaon	General	UPS	Urban	22031310921
29	Govt PS Beldih	General	PS	Rural	22031202701
30	Govt MS Navin Girls Jashpur	General	UPS	Urban	22030704925
31	Govt MS KGBV Kansabel	KGBV	UPS	Rural	22030802118
32	Govt PS Bhagalpur	General	PS	Urban	22030706601
33	Govt Girls MS Pongro	Civil Works	UPS	Rural	22030803308
34	Govt PS Kurnwa	RSTC	UPS	Rural	22030100701
35	Govt MS Kandaibahar	CAL	UPS	Rural	22030502302
36	Govt PS Telitoli	General	PS	Urban	22030704927
37	Govt PS Hirwanpara	General	PS	Rural	22031300403
38	Govt MS Rengle	Civil Works	UPS	Rural	22030108602
39	Govt PS Susdega	General	PS	Rural	22031300101
40	Govt MS Kawai	General	UPS	Rural	22030102704